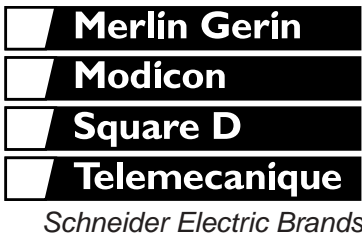



IEC Sectional Terminal Blocks

Type AB1 Terminal Blocks

File 9080



CONTENTS

Description	Page
Index and Product Overview	2-3
Screw Clamp Termination	4-41
Miniature Screw Clamp Blocks	35-37
Spring Clip Termination	42-60
Insulation Displacement Connector	61-78
Accessories	79-81
Circuit Protectors	82-84

IEC Sectional Terminal Blocks, Type AB1 Terminal Blocks

Catalog Number Index

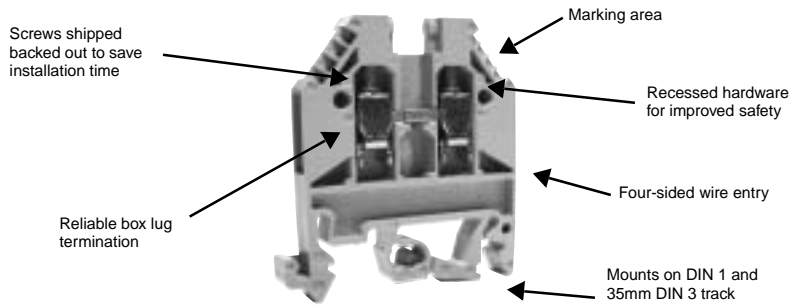
Catalog Number	Page	Catalog Number	Page	Catalog Number	Page	Catalog Number	Page	Catalog Number	Page
AB1A10	7	AB1AS6	6	AB1CS4	5	AB1RRCS16	49	9080MH2●●	81
AB1A16	8	AB1AS6BL	6	AB1CS6	6	AB1RRCS2	42	9080MH3●●	81
AB1A2	4	AB1ASN10	7	AB1CSN10	7	AB1RRCS4	45	9080MH62	82
AB1A35	9	AB1ASN16	8	AB1CSN150	11	AB1RRCS6	47	9080MH64	82
AB1A4	5	AB1ASN35	9	AB1CSN16	8	AB1RRCS4	58	9080MH82	81
AB1A6	6	AB1ASN70	10	AB1CSN35	9	AB1RRET1535UGR	59	9080MHA10	81
AB1AA135U2●●	61	AB1AT1	4	AB1CSN70	10	AB1RRET2535UNO	60	9080MHA39	81
AB1AA135U3●●	62	AB1AT2	6	AB1CT1	29	AB1RRETAC15	59		
AB1AA135U4●●	63	AB1B15	35	AB1CT2	30	AB1RRGF0●	42		
AB1AA235U2●●	64	AB1B22	35	AB1CT215	37	AB1RRPS4	58		
AB1AA235U3●●	65	AB1B5●●	79	AB1D11435U	27	AB1RRSC435UGR	57		
AB1AA235U4●●	66	AB1B6●●	79	AB1DDP235T●●	15	AB1RRSCAC4	57		
AB1AAAC122●●	61	AB1B6L●	79	AB1DDP235U●●	14	AB1RRSF435U	58		
AB1AAAC122VE	67	AB1B8●●	79	AB1DL02	38	AB1RRTP1035U2	55		
AB1AAAC123●●	62	AB1BB18535	30	AB1DL021	39	AB1RRTP1635U2	56		
AB1AAAC123VE	68	AB1BB24035	31	AB1DT01	41	AB1RRTP235U2	50		
AB1AAAC124●●	63	AB1BB9535	29	AB1DV01	39	AB1RRTP235U4	51		
AB1AAAC124VE	69	AB1BC15035	33	AB1DV02	38	AB1RRTP435U2	52		
AB1AAAS122●●	61	AB1BC24035	34	AB1DV10235U	39	AB1RRTP435U3	53		
AB1AAAS123●●	62	AB1BC9535	32	AB1DVM10235U	39	AB1RRTP635U2	54		
AB1AAAS124●●	63	AB1BCP20235U	40	AB1ET32356	16	AB1RRTPAC242	50		
AB1AACS1JA	61	AB1BD101	41	AB1ET3235U●●	17	AB1RRTPAC243	53		
AB1AAET135UGR	77	AB1BD102	41	AB1ET435U●●	12	AB1RRTPAC244	51		
AB1AAET235U●●	78	AB1BE	12	AB1ETN235U	13	AB1RT	80		
AB1AASC135U●●	73	AB1BE2	12	AB1ETN335U	13	AB1RV	80		
AB1AASC235U●●	74	AB1BF	26	AB1ETN435U	13	AB1SA●	80		
AB1AASF135U●●	75	AB1BF2	26	AB1ETNTP435U	13	AB1SC435U	23		
AB1AASF235U●●	76	AB1BL10	7	AB1FC335U	28	AB1SF435U	25		
AB1AATP135U2	67	AB1BL2	4	AB1FF235U	28	AB1SF520	25		
AB1AATP135U3	68	AB1BL4	5	AB1FU10135U●●	26	AB1SR6	80		
AB1AATP135U4	69	AB1BL6	6	AB1FU10235U	26	AB1SV●	25		
AB1AATP235U2	70	AB1BV10235U	38	AB1FU10335U	26	AB1TC01	28		
AB1AATP235U3	71	AB1BV●	79	AB1FU10435U●●	26	AB1TC02	28		
AB1AATP235U4	72	AB1CA10	7	AB1FUSE435U5●●	24	AB1TC3	28		
AB1AB●●	81	AB1CA16	8	AB1FUSE435U6●●	24	AB1TE	12		
AB1AC2	35	AB1CA2	4	AB1FV135U	28	AB1TEN●	13		
AB1AC24●	4	AB1CA215	35	AB1G●	80	AB1TF	26		
AB1AC24NO	5	AB1CA3	36	AB1L2ET	12	AB1TP1035U	20		
AB1AC24RO	5	AB1CA35	9	AB1PC15	81	AB1TP1635U	21		
AB1AC6●	6	AB1CA4	5	AB1PS4	23	AB1TP215	37		
AB1ACD2	14	AB1CA410ET	12	AB1R●	80	AB1TP3535U	22		
AB1ACN10	7	AB1CA6	6	AB1RR1035U2●●	48	AB1TP435U	18		
AB1ACN16	8	AB1CC410RO	13	AB1RR1635U2●●	49	AB1TP635U	19		
AB1AL16	8	AB1CC410SC	23	AB1RR235U2●●	42	AB1VV215	35		
AB1AL2	4	AB1CC42INFRO	12	AB1RR235U3●●	43	AB1VV235U	4		
AB1AL4	5	AB1CC42RO	13	AB1RR235U4●●	44	AB1VV415	36		
AB1AL6	6	AB1CC42SC	23	AB1RR435U2●●	45	AB1VV435U	5		
AB1ALD●●●	14	AB1CC42SUPRO	12	AB1RR435U3●●	46	AB1VV635U	6		
AB1ALN10●	7	AB1CC43SC	23	AB1RR635U2●●	47	AB1VVN1035U	7		
AB1ALN1502	11	AB1CC44SC	23	AB1RRAC242●●	42	AB1VVN15035U	11		
AB1ALN16●	8	AB1CC46INFRO	12	AB1RRAC243●●	43	AB1VVN1635U	8		
AB1ALN2●	4	AB1CC46SUPRO	12	AB1RRAC244●●	44	AB1VVN3535U	9		
AB1ALN35●	9	AB1CJ2	4	AB1RRAC443●●	46	AB1VVN7035U	10		
AB1ALN4●	5	AB1CJ215	35	AB1RRAL102	48	ABE7FU●●●	58		
AB1ALN6●	6	AB1CJ3	13	AB1RRAL162	49	AM1●●●●●	81		
AB1ALN702	10	AB1CJ4	5	AB1RRAL2●	42	AR1SB●	80		
AB1AS2	35	AB1CJ6	6	AB1RRAL4●	45	DZ5MB201	81		
AB1AS24	4	AB1CJN10	7	AB1RRAL62	47	GB2CB●●●	83		
AB1AS24BL	4	AB1CJN16	8	AB1RRAS242●●	42	GB2CD●●●	83		
AB1AS24NO	5	AB1CP1	29	AB1RRAS243●●	43	GB2CS●●●	84		
AB1AS24RO	5	AB1CP2	30	AB1RRAS244●●	44	GB2DB●●●	84		
AB1AS4ET	12	AB1CS2	4	AB1RRCS10	48	9080GCB●●	82		




IEC Sectional Terminal Blocks, Type AB1 Terminal Blocks Product Overview

Materials	Block Housing	Nylon 6-6
	Clamp	Zinc plated steel with chromate film
	Bus Bar	Zinc plated steel
	Screws	Zinc plated steel with chromate film
Temperature Rating	Ambient Temperature	-40 to 221 °F (-40 to 105 °C)
Flammability Rating	Grey Blocks All other colors	UL 94V-0 UL 94V-2
Dielectric Strength		80 kV/mm

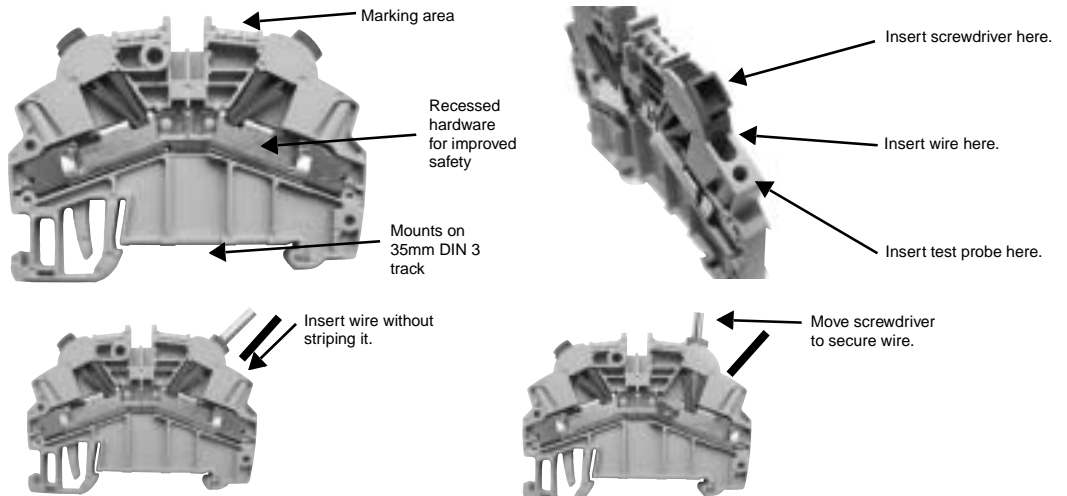
Box Lug Termination



Spring Clip Termination



Insulation Displacement Termination

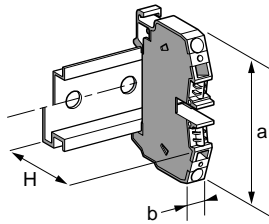


IEC Sectional Terminal Blocks, Type AB1 Terminal Blocks

Screw Clamp Termination: Passthrough




Mounts on 35 mm DIN3 track and 32 mm DIN1 track

Nominal c.s.a.	2.5 mm ²
----------------	---------------------






0.20" (5 mm) wide

AB1VV235U●●

1 Dimensions	Length	a	1.57" (40 mm)
	Width	b	0.20" (5 mm)
	Height with AM1ED● 		2.20" (56 mm)
	Height with AM1D● 		1.91" (48.5 mm)
	Height with DZ5MB● 		2.09" (53 mm)
Cabling c.s.a. in mm ²	Stranded wire without cable end		0.5 - 2.5
	Stranded wire with cable end		0.5 - 1.5
	Solid wire		0.5 - 4
Nominal Electrical Values	IEC 60947-7-1		800 V / 8 kV / 3 - 24 A
	UL-Data (gauge, V, A)		22 - 12 AWG, 600 V, 20 A
	CSA-Data (gauge, V, A)		24 - 12 AWG, 600 V, 25 A
	UTE, category C		500 Vac, 500 Vdc
	VDE, group C		750 Vac, 900 Vdc, 26 A








Approvals

 File E164359 CCN XCFR2,
 File 702070 Class 6228 01,
 SEMKO, DEMKO, NEMKO, GL, VDE, OVE, ASE, SEV,
 ATEX, DNV, KEMA, FI, LR, LCIE, CEBEC, MEEI, EZU, SKTC,
 BKI-EEEx

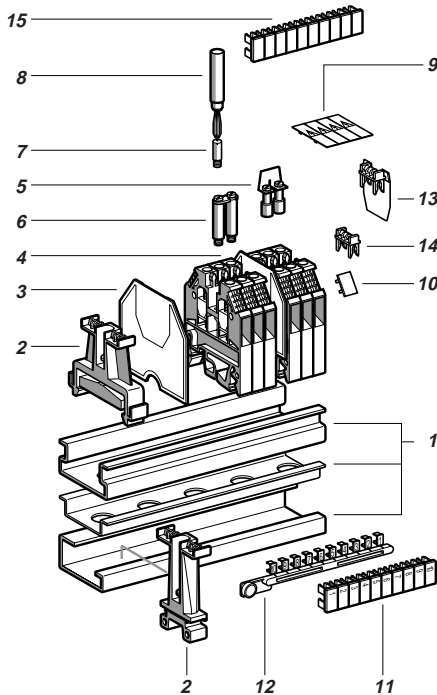
Terminal Blocks

	No. points	Sold in lots of	Catalog Number	Weight oz (g)
Grey	-	100	AB1VV235U	0.23 (6.5)
Blue	-	100	AB1VV235UBL	0.23 (6.5)
Orange	-	100	AB1VV235UGE	0.23 (6.5)

Accessories

2 Plastic end clamp	Width 7.5 mm on 	-	100	AB1AB7P32	0.15 (4.2)	
	Width 8 mm on  or 	-	100	AB1AB8P35	0.21 (5.9)	
	Width 10 mm on 	-	100	AB1AB10M32	0.23 (6.5)	
2 Metal end clamp	Width 8 mm on  or 	-	100	AB1AB8M35	0.50 (14.0)	
	Width 8 mm on 	-	100	AB1AB8M35	0.50 (14.0)	
3 End barrier (thickness 1.5 mm)	Grey	-	50	AB1AC24	0.07 (1.9)	
	Blue	-	50	AB1AC24BL	0.07 (1.9)	
	Orange	-	50	AB1AC24GE	0.07 (1.9)	
4 Partition plate (thickness 1.5mm)	Grey	-	50	AB1AS24	0.09 (2.6)	
	Blue	-	50	AB1AS24BL	0.09 (2.6)	
5 Jumper with screws	Insulated	Non insulated	80	10	AB1AL2	3.70 (105.0)
			2	10	AB1ALN22	0.07 (2.0)
			3	10	AB1ALN23	0.11 (3.0)
			4	10	AB1ALN24	0.14 (4.0)
			6	10	AB1ALN26	0.21 (6.0)
			10	10	AB1ALN210	0.35 (10.0)
			2	50	AB1BL2	0.35 (10.0)
6 Switchable link jumper for 2 blocks (1)		-	50	AB1A2 (Ø 2.3 mm)	0.02 (0.5)	
7 Test plug socket		-	50	AB1AT1 (red)	0.06 (1.7)	
8 Test plug		-	50	AB1AT1 (red)	0.06 (1.7)	
9 "Danger" live terminal covers		4	100	AB1CS2	0.007 (0.2)	
10/12 Marking Accessories		See pages 79 and 80				
13 Yellow partition between jumper bars		1	100	AB1CJ2	0.011 (0.3)	
14/15 Yellow protective cover	Single point	1	100	AB1CA2	0.004 (0.1)	


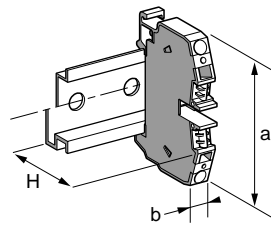
(1) Where link jumpers are used, the voltage rating is reduced to 380 V or 400/6 kV/3.



IEC Sectional Terminal Blocks, Type AB1 Terminal Blocks Screw Clamp Termination: Passthrough

Mounts on 35 mm DIN3 track and 32 mm DIN1 track

Nominal c.s.a. **4 mm²**



0.24" (6 mm) wide

AB1VV435U●●●

1 Dimensions	Length	a	1.57" (40 mm)
	Width	b	0.24" (6 mm)
	Height with AM1ED● 		2.20" (56 mm)
	Height with AM1D●● 		1.91" (48.5 mm)
Cabling c.s.a. in mm²	Stranded wire without cable end		0.5 - 4
	Stranded wire with cable end		0.5 - 2.5
	Solid wire		0.5 - 6
Nominal Electrical Values	IEC 60947-7-1		800 V / 8 kV / 3 - 32 A
	UL-Data (gauge, V, A)		22 - 10 AWG, 600 V, 30 A
	CSA-Data (gauge, V, A)		20 - 10 AWG, 600 V, 40 A
	UTE, category C		500 Vac, 500 Vdc
	VDE, group C		750 Vac, 900 Vdc, 34 A

Approvals

File E164359 CCN XCFR2,
 File 702070 Class 6228 01, SEMKO, DEMKO,
 NEMKO, GL, VDE, OVE, ASE, SEV, ATEX, DNV, KEMA, FI,
 LR, LCIE, CEBEC, MEEI, EZU, SKTC, BKI-EEC

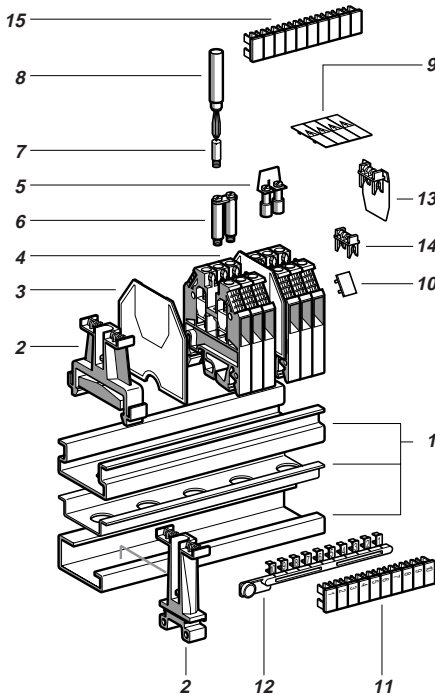
Terminal Blocks

		No. points	Sold in lots of	Catalog Number	Weight oz (g)
	Grey	–	100	AB1VV435U	0.28 (7.8)
	Blue	–	100	AB1VV435UBL	0.28 (7.8)
	Orange	–	100	AB1VV435UGE	0.28 (7.8)
	Red	–	100	AB1VV435URO	0.28 (7.8)
	Green	–	100	AB1VV435UVE	0.28 (7.8)
	White	–	100	AB1VV435UBLA	0.28 (7.8)
	Black	–	100	AB1VV435UNO	0.28 (7.8)

Accessories



2 Plastic end clamp	Width 7.5 mm on	–	100	AB1AB7P32	0.15 (4.2)	
	Width 8 mm on	–	100	AB1AB8P35	0.21 (5.9)	
2 Metal end clamp	Width 10 mm on	–	100	AB1AB10M32	0.23 (6.5)	
	Width 8 mm on	–	100	AB1AB8M35	0.5 (14.0)	
3 End barrier (thickness 1.5 mm)	Grey	–	50	AB1AC24	0.07 (1.9)	
	Blue	–	50	AB1AC24BL	0.07 (1.9)	
	Orange	–	50	AB1AC24GE	0.07 (1.9)	
	Red	–	50	AB1AC24RO	0.07 (1.9)	
	Black	–	50	AB1AC24NO	0.07 (1.9)	
4 Partition plate (thickness 1.5mm)	Grey	–	50	AB1AS24	0.09 (2.6)	
	Blue	–	50	AB1AS24BL	0.09 (2.6)	
	Red	–	50	AB1AS24RO	0.09 (2.6)	
	Black	–	50	AB1AS24NO	0.09 (2.6)	
	5 Jumper with screws	Non insulated	70	10	AB1AL4	5.11 (145.0)
		Insulated	2	10	AB1ALN42	0.10 (2.9)
			3	10	AB1ALN43	0.16 (4.5)
4			10	AB1ALN44	0.21 (6.0)	
5	–		AB1ALN45	0.26 (7.5)		
6	10	AB1ALN46	0.32 (9.0)			
10	10	AB1ALN410	0.53 (15.0)			
12	10	AB1ALN412	0.63 (18.0)			
6 Switchable link jumper for 2 blocks (1)		2	50	AB1BL4	0.42 (12.0)	
7 Test plug socket		–	50	AB1A4 (Ø 2.3 mm)	0.02 (0.5)	
8 Test plug		–	50	AB1AT1 (red)	0.06 (1.7)	
9 "Danger" live terminal covers		4	100	AB1CS4	0.028 (0.8)	
See pages 79 and 80						
10/12 Marking Accessories						
13 Yellow partition between jumper bars	Single point	1	100	AB1CJ4	0.032 (0.9)	
	10 point	1	100	AB1CA4	0.004 (0.1)	
14/15 Yellow protective cover		10	50	AB1CA410ET	0.035 (1.0)	

(1) Where link jumpers are used, the voltage rating is reduced to 380 V or 400/6 kV/3.

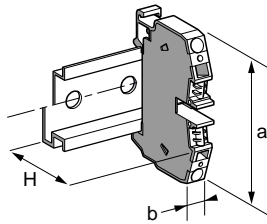


IEC Sectional Terminal Blocks, Type AB1 Terminal Blocks

Screw Clamp Termination: Passthrough




Mounts on 35 mm DIN3 track  and 32 mm DIN1 track 

Nominal c.s.a. 6 mm²






0.31" (8 mm) wide

AB1VV635U●●

1 Dimensions	Length	a	1.81" (46 mm)
	Width	b	0.31" (8 mm)
	Height with AM1ED● 		2.40" (61 mm)
	Height with AM1D● 		2.11" (53.5 mm)
	Height with DZ5MB● 		2.28" (58 mm)
Cabling c.s.a. in mm ²	Stranded wire without cable end		0.5 - 6
	Stranded wire with cable end		0.5 - 6
	Solid wire		0.5 - 10
Nominal Electrical Values	IEC 60947-7-1		800 V / 8 kV / 3 - 41 A
	UL-Data (gauge, V, A)		22 - 8 AWG, 600 V, 50 A
	CSA-Data (gauge, V, A)		20 - 8 AWG, 600 V, 45 A
	UTE, category C		500 Vac, 500 Vdc
	VDE, group C		750 Vac, 900 Vdc, 44 A






Approvals

 File E164359 CCN XCFR2,
 File 702070 Class 6228 01,
 SEMKO, DEMKO, NEMKO, GL, VDE, OVE, ASE, SEV,
 ATEX, DNV, KEMA, FI, LR, LCIE, CEBEC, MEEI, EZU, SKTC,
 BKI-EEEx

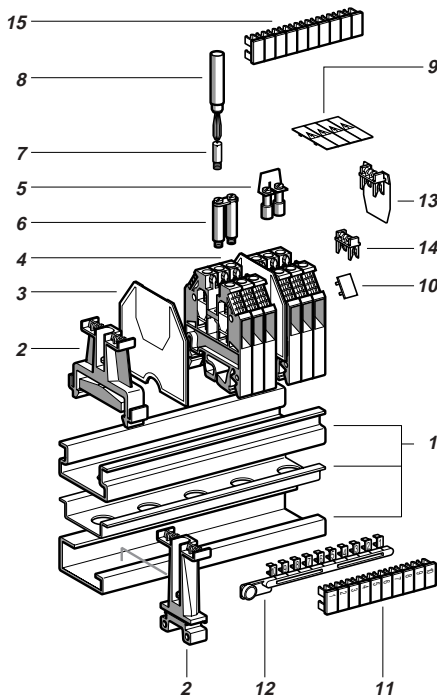
Terminal Blocks

	No. points	Sold in lots of	Catalog Number	Weight oz (g)
Grey	-	100	AB1VV635U	0.52 (14.8)
Blue	-	100	AB1VV635UBL	0.52 (14.8)
Orange	-	100	AB1VV635UGE	0.52 (14.8)



Accessories

	Width	No.	Sold in lots of	Catalog Number	Weight oz (g)
2 Plastic end clamp	Width 7.5 mm on 	-	100	AB1AB7P32	0.15 (4.2)
	Width 8 mm on 	-	100	AB1AB8P35	0.21 (5.9)
	Width 10 mm on 	-	100	AB1AB10M32	0.23 (6.5)
2 Metal end clamp	Width 8 mm on 	-	100	AB1AB8M35	0.5 (14.0)
	Width 8 mm on 	-	100	AB1AB8M35	0.5 (14.0)
3 End barrier (thickness 1.5 mm)	Grey	-	50	AB1AC6	0.09 (2.6)
	Blue	-	50	AB1AC6BL	0.09 (2.6)
	Orange	-	50	AB1AC6GE	0.09 (2.6)
4 Partition plate (thickness 1.5mm)	Grey	-	50	AB1AS6	0.12 (3.3)
	Blue	-	50	AB1AS6BL	0.12 (3.3)
5 Jumper with screws	Non insulated	40	10	AB1AL6	8.36 (237.0)
	Insulated	2	10	AB1ALN62	0.22 (6.1)
		10	10	AB1ALN610	1.08 (30.5)
6 Switchable link jumper for 2 blocks (1)		2	50	AB1BL6	0.56 (16.0)
7 Test plug socket		-	50	AB1A6 (Ø 4 mm)	0.035 (1.0)
8 Test plug		-	50	AB1AT2 (black)	0.06 (1.7)
9 "Danger" live terminal covers		4	100	AB1CS6	0.05 (1.5)
10/12 Marking Accessories		See pages 79 and 80			
13 Yellow partition between jumper bars		1	100	AB1CJ6	0.02 (0.5)
14/15 Yellow protective cover	Single point	1	100	AB1CA6	0.008 (0.2)

(1) Where link jumpers are used, the voltage rating is reduced to 380 V or 400/6 kV/3.

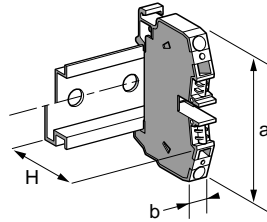


IEC Sectional Terminal Blocks, Type AB1 Terminal Blocks Screw Clamp Termination: Passthrough

Mounts on 35 mm DIN3 track  and 32 mm DIN1 track 




Nominal c.s.a.

10 mm²






0.39" (10 mm) wide

AB1VVN1035U●●

1 Dimensions	Length	a	2.01" (51 mm)
	Width	b	0.39" (10 mm)
	Height with AM1ED● 		2.46" (62.5 mm)
	Height with AM1D● 		2.17" (55 mm)
	Height with DZ5MB● 		2.34" (59.5 mm)
Cabling c.s.a. in mm ²	Stranded wire without cable end		2.5 - 10
	Stranded wire with cable end		2.5 - 10
	Solid wire		6 - 16
Nominal Electrical Values	IEC 60947-7-1		800 V / 8 kV / 3 - 57 A
	UL-Data (gauge, V, A)		16 - 6 AWG, 600 V, 65 A
	CSA-Data (gauge, V, A)		16 - 6 AWG, 600 V, 70 A
	UTE, category C		500 Vac, 500 Vdc
	VDE, group C		750 Vac, 900 Vdc, 63 A





Approvals

 File E164359 CCN XCFR2,
 File 702070 Class 6228 01,
 SEMKO, DEMKO, NEMKO, GL, VDE, OVE, ASE, SEV,
 ATEX, DNV, KEMA, FI, LR, MEEI, EZU, SKTC, BKI-EEx

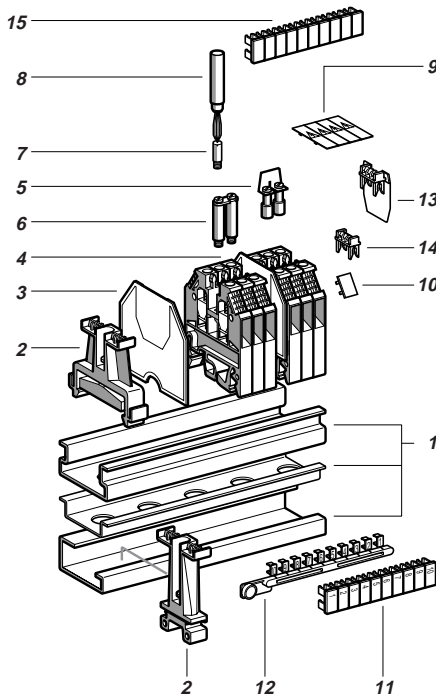
Terminal Blocks

		No. points	Sold in lots of	Catalog Number	Weight oz (g)
	Grey	–	50	AB1VVN1035U	0.92 (26.0)
	Blue	–	50	AB1VVN1035UBL	0.92 (26.0)

Accessories



		No. points	Sold in lots of	Catalog Number	Weight oz (g)
2 Plastic end clamp	Width 7.5 mm on 	–	100	AB1AB7P32	0.15 (4.2)
	Width 8 mm on 	–	100	AB1AB8P35	0.21 (5.9)
2 Metal end clamp	Width 10 mm on 	–	100	AB1AB10M32	0.23 (6.5)
	Width 8 mm on 	–	100	AB1AB8M35	0.5 (14.0)
3 End barrier (thickness 1.5 mm)	Grey	–	10	AB1ACN10	0.13 (3.7)
	Blue	–	10	AB1ACN10BL	0.13 (3.7)
4 Partition plate (thickness 1.5mm)	Grey	–	10	AB1ASN10	0.16 (4.5)
5 Jumper with screws	Non insulated	40	10	AB1ALN10	6.35 (180.0)
	Insulated	2	10	AB1ALN102	0.41 (11.6)
		10	10	AB1ALN1010	1.50 (45.4)
6 Switchable link jumper for 2 blocks (1)		2	50	AB1BL10	0.78 (22.0)
7 Test plug socket		–	50	AB1A10 (Ø 4 mm)	0.035 (1.0)
8 Test plug		–	50	AB1AT2 (black)	0.06 (1.7)
9 "Danger" live terminal covers		4	10	AB1CSN10	0.05 (1.4)
10/12 Marking Accessories		See pages 79 and 80			
13 Yellow partition between jumper bars		1	10	AB1CJN10	0.03 (0.7)
14/15 Yellow protective cover	Single point	1	100	AB1CA10	0.01 (0.3)

(1) Where link jumpers are used, the voltage rating is reduced to 380 V or 400/6 kV/3.



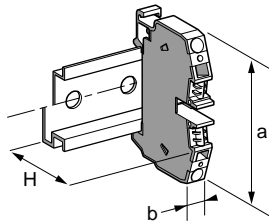
IEC Sectional Terminal Blocks, Type AB1 Terminal Blocks

Screw Clamp Termination: Passthrough

Mounts on 35 mm DIN3 track  and 32 mm DIN1 track 




Nominal c.s.a.

16 mm²



0.47in (12 mm) wide

AB1VVN1635U●●

1 Dimensions	Length	a	2.26" (57.5 mm)
	Width	b	0.47in (12 mm)
	Height with AM1ED● 		2.56" (65 mm)
	Height with AM1D● 		2.26" (57.5 mm)
	Height with DZ5MB● 		2.44" (62 mm)
Cabling c.s.a. in mm ²	Stranded wire without cable end		4 - 16
	Stranded wire with cable end		4 - 16
	Solid wire		10 - 25
Nominal Electrical Values	IEC 60947-7-1		800 V / 8 kV / 3 - 76 A
	UL-Data (gauge, V, A)		12 - 4 AWG, 600 V, 85 A
	CSA-Data (gauge, V, A)		14 - 4 AWG, 600 V, 95 A
	UTE, category C		500 Vac, 500 Vdc
	VDE, group C		750 Vac, 900 Vdc, 85 A





Approvals

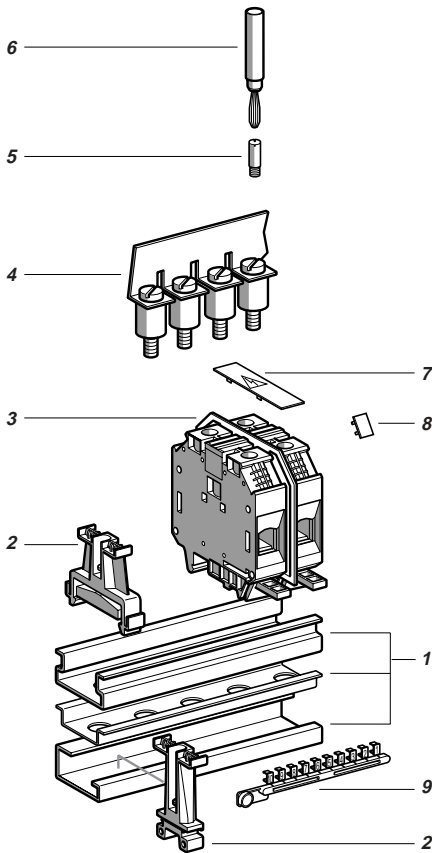


Terminal Blocks

	No. points	Sold in lots of	Catalog Number	Weight oz (g)
Grey	–	50	AB1VVN1635U	1.41 (40.0)
Blue	–	50	AB1VVN1635UBL	1.41 (40.0)

Accessories

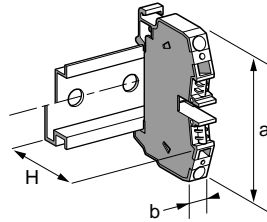
2 Plastic end clamp	Width 7.5 mm on 	–	100	AB1AB7P32	0.15 (4.2)
	Width 8 mm on 	–	100	AB1AB8P35	0.21 (5.9)
2 Metal end clamp	Width 10 mm on 	–	100	AB1AB10M32	0.23 (6.5)
	Width 8 mm on 	–	100	AB1AB8M35	0.5 (14.0)
End barrier (thickness 1.5 mm)	Grey	–	10	AB1ACN16	0.19 (5.4)
	Blue	–	10	AB1ACN16BL	0.19 (5.4)
3 Partition plate	Grey (thickness 2.0 mm)	–	10	AB1ASN16	0.23 (6.4)
4 Jumper with screws	Non insulated	20	10	AB1AL16	11.29 (320.0)
	Insulated	2	10	AB1ALN162	0.88 (25.0)
		10	10	AB1ALN1610	4.41 (125.0)
5 Test plug socket (Ø 4 mm)		–	50	AB1A16	0.035 (1.0)
6 Test plug (black)		–	50	AB1AT2	0.06 (1.7)
7 "Danger" live terminal covers		4	10	AB1CSN16	0.05 (1.4)
8/9 Marking Accessories		See pages 79 and 80			
Yellow partition between jumper bars		1	10	AB1CJN16	0.011 (0.3)
Yellow protective cover		1	100	AB1CA16	0.018 (0.5)



IEC Sectional Terminal Blocks, Type AB1 Terminal Blocks Screw Clamp Termination: Passthrough

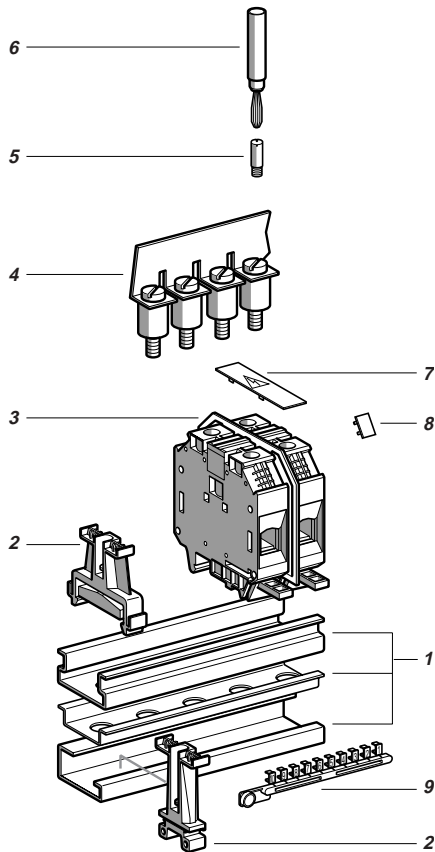
Mounts on 35 mm DIN3 track and 32 mm DIN1 track

Nominal c.s.a. 35 mm²



0.63" (16 mm) wide

AB1VVN3535U



1 Dimensions	Length	a	2.48" (63 mm)
	Width	b	0.63" (16 mm)
	Height with AM1ED		2.96" (75.1 mm)
	Height with AM1D		2.66" (67.6 mm)
	Height with DZ5MB		2.72" (69 mm)
Cabling c.s.a. in mm²	Stranded wire without cable end		10 - 35
	Stranded wire with cable end		10 - 35
	Solid wire		10 - 50
Nominal Electrical Values	IEC 60947-7-1		800 V / 8 kV / 3 - 125 A
	UL-Data (gauge, V, A)		10 - 2 AWG, 600 V, 95 A
	CSA-Data (gauge, V, A)		12 - 2 AWG, 600 V, 110 A
	UTE, category C		500 Vac, 500 Vdc
	VDE, group C		750 Vac, 900 Vdc, 138 A

Approvals

File E164359 CCN XCFR2,
 File 702070 Class 6228 01,
 SEMKO, DEMKO, NEMKO, GL, VDE, OVE, ASE, ATEX,
 DNV, KEMA, FI, LR, MEEI, EZU, SKTC, BKI-EEx, EPM

Terminal Blocks



	No. points	Sold in lots of	Catalog Number	Weight oz (g)
Grey	–	20	AB1VVN3535U	2.50 (71.0)
Blue	–	20	AB1VVN3535UBL	2.50 (71.0)

Accessories

	No. points	Sold in lots of	Catalog Number	Weight oz (g)	
2 Plastic end clamp	Width 7.5 mm on	–	100	AB1AB7P32	0.15 (4.2)
	Width 8 mm on	–	100	AB1AB8P35	0.21 (5.9)
2 Metal end clamp	Width 10 mm on	–	100	AB1AB10M32	0.23 (6.5)
	Width 8 mm on	–	100	AB1AB8M35	0.50 (14.0)
3 Partition plate	Grey (thickness 2.0 mm)	–	10	AB1ASN35	0.25 (7.0)
4 Jumper with screws	Insulated	2	10	AB1ALN352	0.99 (28.0)
		20	10	AB1ALN35	10.02 (284)
5 Test plug socket (Ø 4 mm)	–	50	AB1A35	0.10 (2.7)	
6 Test plug (black)	–	50	AB1AT2	0.06 (1.7)	
7 "Danger" live terminal covers	4	10	AB1CSN35	0.05 (1.4)	
8/9 Marking Accessories	See pages 79 and 80				
Yellow protective cover	1	50	AB1CA35	0.024 (0.7)	


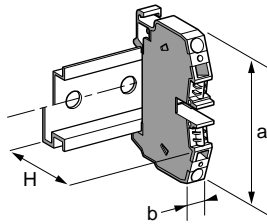
IEC Sectional Terminal Blocks, Type AB1 Terminal Blocks

Screw Clamp Termination: Passthrough

Mounts on 35 mm DIN3 track  and 32 mm DIN1 track 

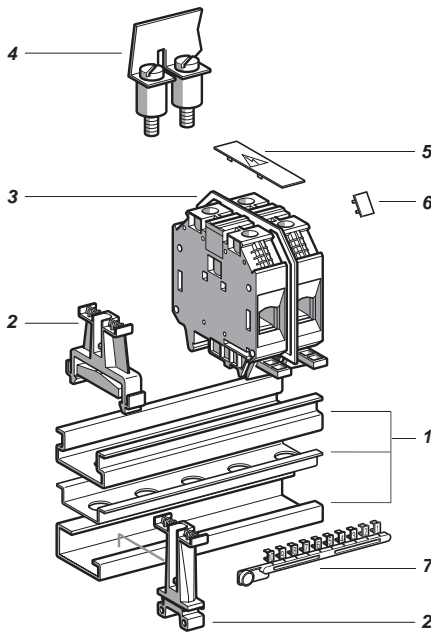
Nominal c.s.a.




70 mm²






0.94" (24 mm) wide

AB1VVN7035U



1 Dimensions	Length	a	2.96" (75.2 mm)
	Width	b	0.94" (24 mm)
	Height with AM1ED 		3.49" (88.7 mm)
	Height with AM1D 		3.20" (81.2 mm)
	Height with DZ5MB 		3.26" (82.7 mm)
Cabling c.s.a. in mm²	Stranded wire without cable end		10 - 70
	Stranded wire with cable end		10 - 70
	Solid wire		16 - 95
Nominal Electrical Values	IEC 60947-7-1		800 V / 8 kV / 3 - 192 A
	UL-Data (gauge, V, A)		6 - 2/0 AWG, 600 V, 175 A
	CSA-Data (gauge, V, A)		6 - 2/0 AWG, 600 V, 170 A
	UTE, category C		500 Vac, 500 Vdc
	VDE, group C		750 Vac, 900 Vdc, 213 A







Approvals

 File E164359 CCN XCFR2,
 File 702070 Class 6228 01,
 DEMKO, GL, VDE, OVE, ASE, ATEX, DNV, LR, MEEI,
 EZU, SKTC, BKI-EE

Terminal Blocks



	No. points	Sold in lots of	Catalog Number	Weight oz (g)
Grey	–	20	AB1VVN7035U	6.10 (173.0)
Blue	–	20	AB1VVN7035UBL	6.10 (173.0)

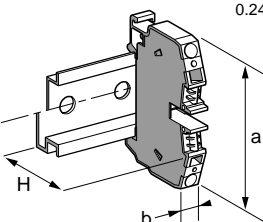

Accessories

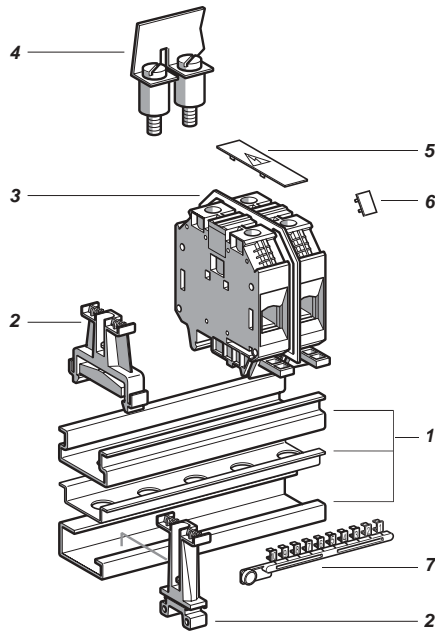
2 Plastic end clamp	Width 7.5 mm on 	–	100	AB1AB7P32	0.15 (4.2)
	Width 8 mm on  or 	–	100	AB1AB8P35	0.21 (5.9)
2 Metal end clamp	Width 10 mm on 	–	100	AB1AB10M32	0.23 (6.5)
	Width 8 mm on  or 	–	100	AB1AB8M35	0.50 (14.0)
3 Partition plate	Grey (thickness 3.0 mm)	–	10	AB1ASN70	0.78 (22.0)
4 Jumper with screws	Non insulated	2	10	AB1ALN702	0.79 (22.3)
5 "Danger" live terminal covers		4	10	AB1CSN70	0.05 (1.4)
6/7 Marking Accessories		See pages 79 and 80			





IEC Sectional Terminal Blocks, Type AB1 Terminal Blocks Screw Clamp Termination: Passthrough




Mounts on 35 mm DIN3 track  and 32 mm DIN1 track 

Nominal c.s.a.	150 mm ²
	
	1.10" (28 mm) wide
	AB1VVN15035U



1 Dimensions	Length a	3.61" (91.7 mm)
	Width b	1.10" (28 mm)
	Height with AM1ED 	4.18" (106.1 mm)
	Height with AM1D 	3.88" (98.6 mm)
Cabling c.s.a. in mm²	Stranded wire without cable end	35 - 150
	Stranded wire with cable end	35 - 150
	Solid wire	35 - 185
Nominal Electrical Values	IEC 60947-7-1	1000 V / 8 kV / 3 - 309 A
	UL-Data (gauge, V, A)	2/0 AWG - 350 kcmil, 600 V, 335 A
	CSA-Data (gauge, V, A)	2/0 AWG - 300 kcmil, 600 V, 300 A
	UTE, category C	500 Vac, 500 Vdc
	VDE, group C	750 Vac, 900 Vdc, 344 A







Approvals

 File E164359 CCN XCFR2,
 File 702070 Class 6228 01,
 DEMKO, VDE, OVE, ASE, ATEX, MEEI, EZU, SKTC, BKI-EEX

Terminal Blocks

	No. points	Sold in lots of	Catalog Number	Weight oz (g)
Grey	-	10	AB1VVN15035U	9.43 (267.2)
Blue	-	10	AB1VVN15035UBL	9.43 (267.2)



Accessories

2 Plastic end clamp	Width 7.5 mm on 	-	100	AB1AB7P32	0.15 (4.2)
	Width 8 mm on  or 	-	100	AB1AB8P35	0.21 (5.9)
2 Metal end clamp	Width 10 mm on 	-	100	AB1AB10M32	0.23 (6.5)
	Width 8 mm on  or 	-	100	AB1AB8M35	0.50 (14.0)
4 Jumper with screws	Non insulated	2	10	AB1ALN1502	5.15 (146.0)
5 "Danger" live terminal covers		4	10	AB1CSN150	0.11 (3.2)
6/7 Marking Accessories		See pages 79 and 80			

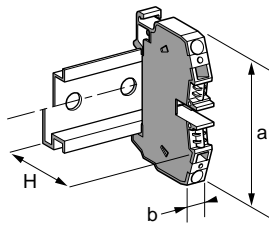


IEC Sectional Terminal Blocks, Type AB1 Terminal Blocks

Screw Clamp Termination: 2 Tier Block




Mounts on 35 mm DIN3 track  and 32 mm DIN1 track 

Nominal c.s.a. 4 mm²





0.24" (6 mm) wide


AB1ET435U●●●●

1 Dimensions	Length	a	2.43" (61.6 mm)
	Width	b	0.24" (6 mm)
	Height with AM1ED● 		2.78" (70.5 mm)
	Height with AM1D●● 		2.48" (63 mm)
	Height with DZ5MB● 		2.66" (67.5 mm)
Cabling c.s.a. in mm ²	Stranded wire without cable end		0.5 - 4
	Stranded wire with cable end		0.5 - 2.5
	Solid wire		0.5 - 4
Nominal Electrical Values	IEC 60947-7-1		400 V / 6 kV / 3 - 32 A
	UL-Data		22 - 10 AWG, 300 V, 20 A
	CSA-Data		20 - 12 AWG, 300 V, 10 A
	UTE, category C		400 Vac, 250 Vdc
	VDE, group C		380 Vac, 450 Vdc, 34 A



Approvals

 File E164359 CCN XCFR2,





 File 702070 Class 6228 01,

 NEMKO, SEMKO, GL, ASE, DNV, FI, LR, CEBEC, MEEI, EZU, SKTC

Terminal Blocks

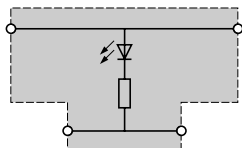
		No. points	Sold in lots of	Catalog Number	Weight oz (g)
2 In, 2 Out 	Grey	2	100	AB1ET435U	0.53 (15.1)
4 Wire 	Black	4	100	AB1ET435U2	0.53 (15.1)
Grounding block	Green/Yellow	4	100	AB1ET435UTP	0.53 (15.1)
24 V red LED	Red	4	100	AB1ET435UBRO	0.56 (16.0)
24 V green LED	Red	4	100	AB1ET435UBVE	0.53 (15.1)
24 V red LED	Orange	4	100	AB1ET435UBGE	0.53 (15.1)
Diode top-bottom	Red	4	100	AB1ET435UHBRO	0.53 (15.1)
Diode bottom-top	Orange	4	100	AB1ET435UBHGE	0.56 (16.0)
Double diode	Red	4	100	AB1ET435U2DRO	0.53 (15.1)

Accessories

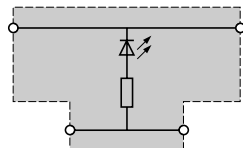
2 Plastic end clamps	Width 7.5 mm on 	-	100	AB1AB7P32	0.15 (4.2)	
	Width 8 mm on 	-	100	AB1AB8P35	0.21 (5.9)	
2 Metal end clamps	Width 10 mm on 	-	100	AB1AB10M32	0.23 (6.5)	
	Width 8 mm on 	-	100	AB1AB8M35	0.5 (14.0)	
3 End barriers	Grey (thickness 1.5 mm)	-	50	AB1TE	0.12 (3.5)	
	Partition	Grey (thickness 1.5 mm)	-	50	AB1AS4ET	0.12 (3.3)
4 Jumper with screws	2 poles (non insulated)	2	10	AB1BE2	0.032 (0.9)	
	70 poles (non insulated)	70	10	AB1BE	5.11 (145.0)	
	Lower, 2 poles	2	100	AB1CC42INFRO	0.032 (0.9)	
5 Insulated jumper comb	Lower, 6 poles	6	100	AB1CC46INFRO	0.11 (3.0)	
	Upper, 2 poles	2	100	AB1CC42SUPRO	0.032 (0.9)	
	Upper, 6 poles	6	100	AB1CC46SUPRO	0.11 (3.0)	
6 Jumper between decks		-	50	AB1L2ET	0.09 (2.5)	
	Yellow protective cover	Single point	1	100	AB1CA4	0.004 (0.1)
7 Marking Accessories		10 point	10	50	AB1CA410ET	0.035 (1.0)
						See pages 79 and 80

Wiring Schematics

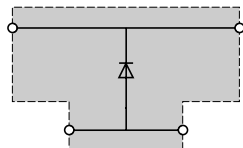
AB1ET435UBRO/BVE
(R = 2.2 k, 0.35 W)



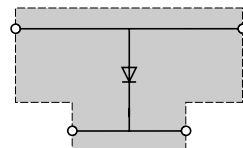
AB1ET435UBGE
(R = 2.2 k, 0.35 W)



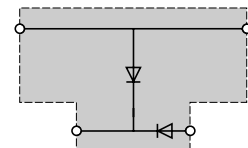
AB1ET435UHBRO
(1 A / 1000 V)





AB1ET435UBHGE
(1 A / 1000 V)



AB1ET435U2DRO
(1 A / 1000 V)


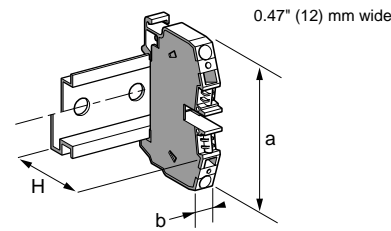


IEC Sectional Terminal Blocks, Type AB1 Terminal Blocks Screw Clamp Termination: Passthrough



Mounts on 35 mm DIN3 track  and 32 mm DIN1 track 

Nominal c.s.a.




4 mm²



AB1ETN335U

1 Dimensions	Length	a	ETN235 ETN435	2.19" (55.6 mm)	ETN335	1.88" (47.8 mm)
	Width	b		0.24" (6 mm)		
	Height with AM1ED 			2.20" (56 mm)		
	Height with AM1D 			1.91" (48.5 mm)		
Cabling c.s.a. in mm ²	Stranded wire without cable end			0.5 - 4		
	Stranded wire with cable end			0.5 - 2.5		
	Solid wire			0.5 - 6		
Nominal Electrical Values	IEC 60947-7-1			800 V / 8 kV / 3 - 32 A		
	UL-Data			22 - 10 AWG, 300 V, 30 A		
	CSA-Data			20 - 10 AWG, 300 V, 10 A		
	UTE, category C			400 Vac, 250 Vdc		
	VDE, group C			380 Vac, 450 Vdc, 34 A		





Approvals

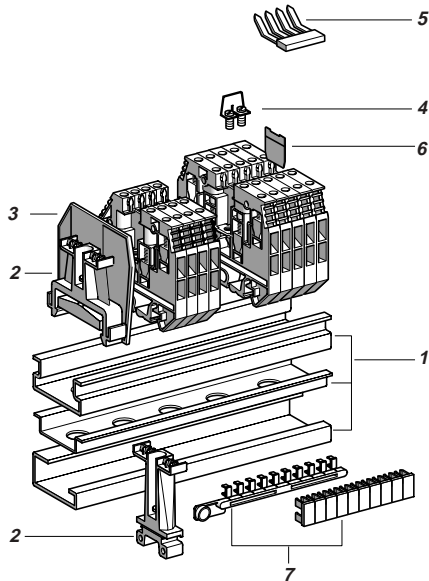
 File E164359 CCN XCFR2,
 File 702070 Class 6228 01,
 SEMKO, NEMKO, GL, SEV, DNV, FI, LR, MEEI, SKTC

Terminal Blocks

		No. points	Sold in lots of	Catalog Number	Weight oz (g)
2 In, 2 Out	Grey	2/2	100	AB1ETN235U	0.53 (15.1)
3 Wire	Grey	3	100	AB1ETN335U	0.53 (15.1)
4 Wire	Grey	4	100	AB1ETN435U	0.53 (15.1)
Grounding Block	Green/Yellow	4	100	AB1ETNTP435U	0.56 (16.0)



Accessories

2 Plastic end clamps	Width 7.5 mm on 	-	100	AB1AB7P32	0.15 (4.2)
	Width 8 mm on 	-	100	AB1AB8P35	0.21 (5.9)
2 Metal end clamps	Width 10 mm on 	-	100	AB1AB10M32	0.23 (6.5)
	Width 8 mm on 	-	100	AB1AB8M35	0.5 (14.0)
3 End barriers (thickness 1.5 mm)	ETN235 and ETN435	-	10	AB1TEN4	0.021 (0.6)
	ETN335	-	10	AB1TEN3	0.021 (0.6)
4 Jumper with screws	non insulated	70	10	AB1AL4	5.11 (145.0)
	insulated	2	10	AB1ALN42	0.10 (2.9)
		12	10	AB1ALN412	0.63 (18.0)
5 Insulated jumper comb	2	10	AB1CC42RO	0.56 (16.0)	
	10	10	AB1CC410RO	0.56 (16.0)	
6 Yellow partition between jumpers		1	100	AB1CJ3	0.011 (0.3)
7 Marking Accessories				See pages 79 and 80	



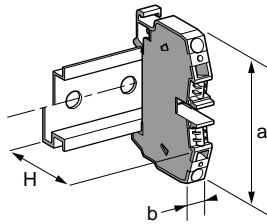
IEC Sectional Terminal Blocks, Type AB1 Terminal Blocks

Screw Clamp Termination: 3 Tier Block for Proximity Sensors

Mounts on 35 mm DIN3 track  and 32 mm DIN1 track 




Nominal c.s.a.

2.5 mm²



0.24" (6 mm) wide

AB1DDP235U●●

1 Dimensions	Length a	2.10" (53.4 mm)
	Width b	0.24" (6 mm)
	Height with AM1ED● 	3.00" (76.1 mm)
	Height with AM1D●● 	2.70" (68.6 mm)
	Height with DZ5MB● 	2.88" (73.1 mm)
Cabling c.s.a. in mm ²	Stranded wire without cable end	0.5 - 2.5
	Stranded wire with cable end	0.5 - 1.5
	Solid wire	0.5 - 4
Nominal Electrical Values (1)	IEC 60947-7-1	250 V / 4 kV / 3 - 24 A
	UL-Data	22 - 12 AWG, 300 V, 25 A
	CSA-Data	20 - 12 AWG, 300 V, 25 A
	VDE, group C	250 Vac, 300 Vdc, 26 A





Approvals

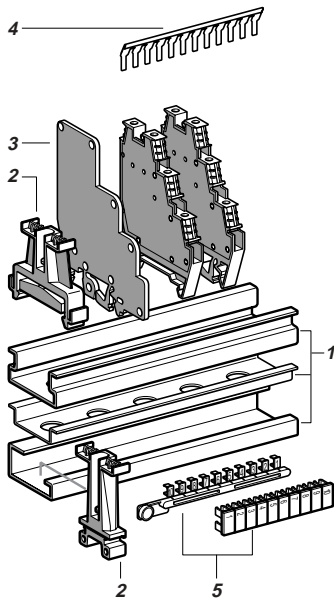
File E164359 CCN XCFR2,
File 702070 Class 6228 01,
CE, NEMKO, ASE, SEV, FI, EZU, SKTC, EPM

Terminal Blocks

		No. points	Sold in lots of	Catalog Number	Weight oz (g)
Without LED	Grey	1	100	AB1DDP235U	0.35 (10.0)
NPN 24 V LED (+) (green)	Grey	1	100	AB1DDP235ULP	0.35 (10.0)
PNP 24 V LED (-) (green)	Grey	1	100	AB1DDP235ULM	0.35 (10.0)

Accessories

2 Plastic end clamps	Width 7.5 mm on 	-	100	AB1AB7P32	0.15 (4.2)
	Width 8 mm on 	-	100	AB1AB8P35	0.21 (5.9)
2 Metal end clamps	Width 10 mm on 	-	100	AB1AB10M32	0.23 (6.5)
	Width 8 mm on 	-	100	AB1AB8M35	0.5 (14.0)
3 Partition	Grey (thickness 2 mm)	-	10	AB1ACD2	0.18 (5.0)
	Red	12	10	AB1ALD12R	0.19 (5.5)
4 Insulated jumper comb	Blue	12	10	AB1ALD12B	0.18 (5.0)
	Red	100	10	AB1ALD100R	6.00 (170.0)
	Blue	100	10	AB1ALD100B	6.00 (170.0)
	Blue	100	10	AB1ALD100B	6.00 (170.0)
5 Marking Accessories				See pages 79 and 80	

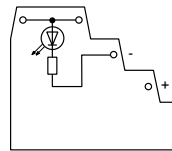
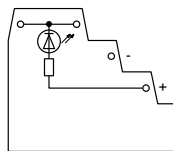
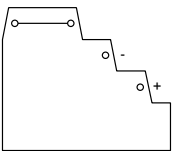


Wiring Schematics (2)

AB1DDP235U

AB1DDP235ULP (R = 2.2 k, 0.35 W)

AB1DDP235ULM (R = 2.2 k, 0.35 W)




(1) 24 V dc with LED.

(2) Note: for recommended connections, see page 85.

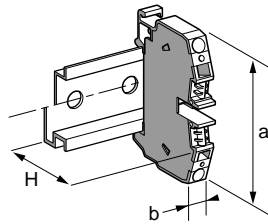


IEC Sectional Terminal Blocks, Type AB1 Terminal Blocks Screw Clamp Termination: 3 Tier Block for Proximity Sensors

Mounts on 35 mm DIN3 track 



Nominal c.s.a.

2.5 mm²






0.24" (6 mm) wide

AB1DDP235T●●

1 Dimensions	Length	a	2.52" (64 mm)
	Width	b	0.24" (6 mm)
	Height with AM1ED● 		3.00" (76.1 mm)
	Height with AM1D●● 		2.70" (68.6 mm)
Cabling c.s.a. in mm ²	Stranded wire without cable end		0.5 - 2.5
	Stranded wire with cable end		0.5 - 1.5
	Solid wire		0.5 - 4
Nominal Electrical Values (1)	IEC 60947-7-1		250 V / 4 kV / 3 - 24 A
	UL-Data		22 - 12 AWG, 300 V, 25 A
	CSA-Data		22 - 12 AWG, 300 V, 25 A
	VDE, group C		250 Vac, 300 Vdc, 26 A





Approvals

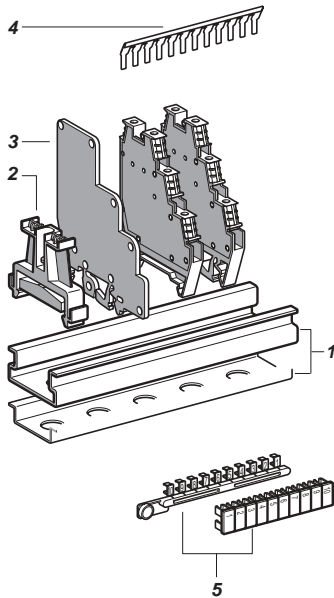
 File E164359 CCN XCFR2,
 File 702070 Class 6228 01,
 C, NEMKO, ASE, SEV, FI, EZU, SKTC, EPM

Terminal Blocks

		No. points	Sold in lots of	Catalog Number	Weight oz (g)
Without LED	Grey	1	100	AB1DDP235T	0.53 (15.0)
NPN 24 V LED (+) (green)	Grey	1	100	AB1DDP235TLP	0.53 (15.0)
PNP 24 V LED (-) (green)	Grey	1	100	AB1DDP235TLM	0.53 (15.0)

Accessories

		No. points	Sold in lots of	Catalog Number	Weight oz (g)
2 Plastic end clamps	Width 8 mm on  or 	-	100	AB1AB8P35	0.21 (5.9)
2 Metal end clamps	Width 8 mm on  or 	-	100	AB1AB8M35	0.5 (14.0)
3 Partition	Grey (thickness 2 mm)	-	10	AB1ACD2	0.18 (5.0)
4 Insulated jumper comb	Red	12	10	AB1ALD12R	0.18 (5.0)
	Blue	12	10	AB1ALD12B	0.18 (5.0)
	Red	100	10	AB1ALD100R	6.00 (170.0)
Blue	100	10	AB1ALD100B	6.00 (170.0)	
5 Marking Accessories					See pages 79 and 80

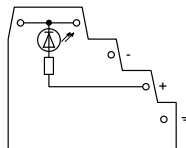
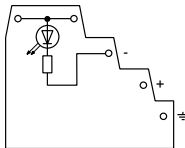
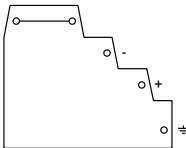


Wiring Schematics (2)

AB1DDP235T

AB1DDP235TLP
(R = 2.2 k, 0.35 W)

AB1DDP235TLM
(R = 2.2 k, 0.35 W)





- (1) 24 Vdc with LED
(2) Note: For recommended connectors, see page 85.



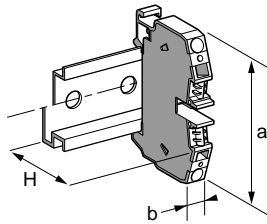
IEC Sectional Terminal Blocks, Type AB1 Terminal Blocks

Screw Clamp Termination: 3 Tier Block for Proximity Sensors

Mounts on 35 mm DIN3 track  and 32 mm DIN1 track 




Nominal c.s.a.

2.5 mm²





0.24" (6 mm) wide

AB1ET3235U

1 Dimensions	Length a	3.13" (79.4 mm)
	Width b	0.24" (6 mm)
	Height with AM1ED 	3.00" (76.1 mm)
	Height with AM1D 	2.70" (68.6 mm)
	Height with DZ5MB 	2.88" (73.1 mm)
Cabling c.s.a. in mm ²	Stranded wire without cable end	0.5 - 2.5
	Stranded wire with cable end	0.5 - 1.5
	Solid wire	0.5 - 4
Nominal Electrical Values (1)	IEC 60947-7-1	400 V / 6 kV / 3 - 24 A
	UL-Data	22 - 12 AWG, 300 V, 25 A
	CSA-Data	22 - 12 AWG, 300 V, 25 A
	VDE, group C	250 Vac, 300 Vdc, 26 A







Approvals

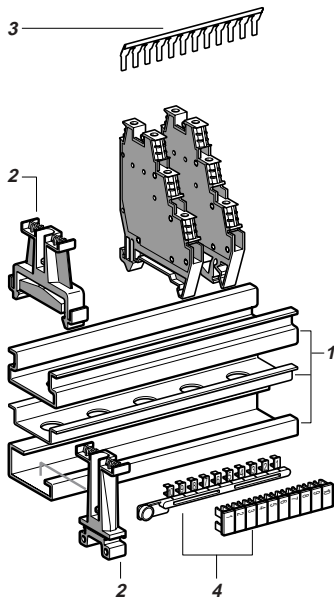
 File E164359 CCN XCFR2,
 File 702070 Class 6228 01,
 CE, NEMKO, ASE, SEV, FI, EZU, SKTC

Terminal Blocks

		No. points	Sold in lots of	Catalog Number	Weight oz (g)
Without LED	Grey	1	100	AB1ET3235U	0.39 (11.0)

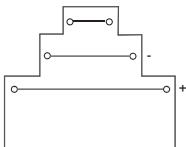
Accessories

2 Plastic end clamps	Width 7.5 mm on 	-	100	AB1AB7P32	0.15 (4.2)
	Width 8 mm on  or 	-	100	AB1AB8P35	0.21 (5.9)
2 Metal end clamps	Width 10 mm on 	-	100	AB1AB10M32	0.23 (6.5)
	Width 8 mm on  or 	-	100	AB1AB8M35	0.5 (14.0)
3 Insulated jumper comb	Red	12	10	AB1ALD12R	0.18 (5.0)
	Blue	12	10	AB1ALD12B	0.18 (5.0)
	Red	100	10	AB1ALD100R	6.00 (170.0)
	Blue	100	10	AB1ALD100B	6.00 (170.0)
4 Marking Accessories		See pages 79 and 80			




Wiring Schematics

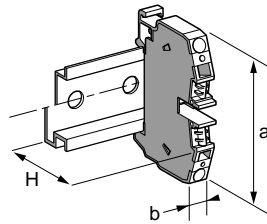
AB1ET3235U



IEC Sectional Terminal Blocks, Type AB1 Terminal Blocks Screw Clamp Termination: 3 Tier Block for Proximity Sensors



Mounts on 35 mm DIN3 track 

Nominal c.s.a.	2.5 mm ²
----------------	---------------------







0.24" (6 mm) wide

AB1ET3235UT●●

1 Dimensions	Length a	3.13" (79.4 mm)
	Width b	0.24" (6 mm)
	Height with AM1ED● 	3.00" (76.1 mm)
	Height with AM1D● 	2.70" (68.6 mm)
Cabling c.s.a. in mm²	Stranded wire without cable end	0.5 - 2.5
	Stranded wire with cable end	0.5 - 1.5
	Solid wire	0.5 - 4
Nominal Electrical Values (1)	IEC 60947-7-1	400 V / 6 kV / 3 - 24 A
	UL-Data	22 - 12 AWG, 300 V, 25 A
	CSA-Data	22 - 12 AWG, 300 V, 25 A
	VDE, group C	250 Vac, 300 Vdc, 26 A



Approvals

 File E164359 CCN XCFR2,
 File 702070 Class 6228 01,
  ASE, SEV, FI, EZU, SKTC

Terminal Blocks

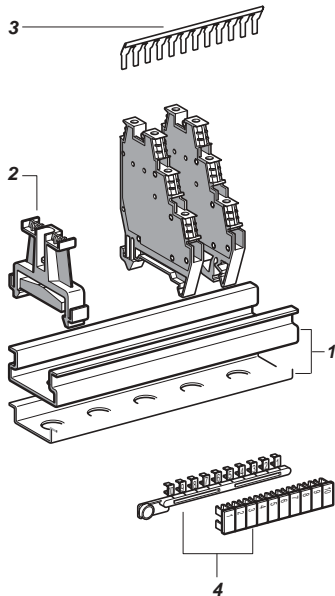
		No. points	Sold in lots of	Catalog Number	Weight oz (g)
Without LED	Grey	1	100	AB1ET3235UT	0.56 (16.0)
NPN 24 V LED (+) (green)	Grey	1	100	AB1ET3235UTLP	0.56 (16.0)
PNP 24V LED (-) (green)	Grey	1	100	AB1ET3235UTLM	0.56 (16.0)

Accessories

		No. points	Sold in lots of	Catalog Number	Weight oz (g)
2 Plastic end clamps	Width 8 mm on 	-	100	AB1AB8P35	0.21 (5.9)
	Width 8 mm on 	-	100	AB1AB8M35	0.5 (14.0)
3 Insulated jumper comb	Red	12	10	AB1ALD12R	0.18 (5.0)
	Blue	12	10	AB1ALD12B	0.18 (5.0)
	Red	100	10	AB1ALD100R	6.00 (170.0)
	Blue	100	10	AB1ALD100B	6.00 (170.0)

4 Marking Accessories

See pages 79 and 80

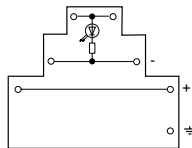
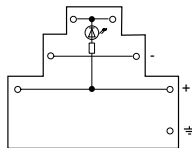
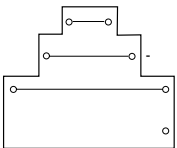


Wiring Schematics

AB1ET3235UT



AB1ET3235UTLP
(R = 2.2 k, 0.35 W)

AB1ET3235UTLM
(R = 2.2 k, 0.35 W)



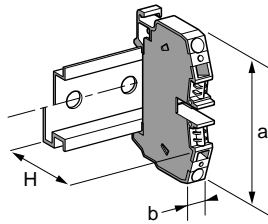
IEC Sectional Terminal Blocks, Type AB1 Terminal Blocks

Screw Clamp Termination: Grounding Blocks

Mounts on 35 mm DIN3 track  and 32 mm DIN1 track 

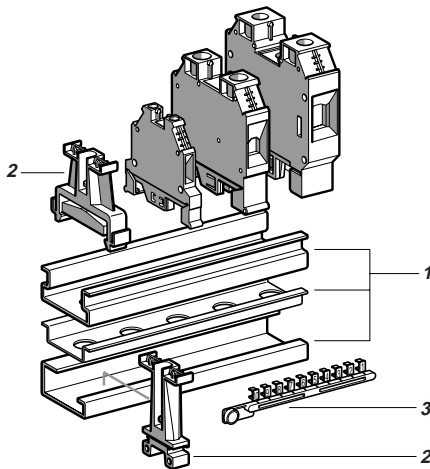
Nominal c.s.a.




4 mm²



0.24" (6 mm) wide

AB1TP435U



1 Dimensions	Length	a	2.01" (51 mm)
	Width	b	0.24" (6 mm)
	Height with AM1ED 		2.20" (56 mm)
	Height with AM1DE 		1.91" (48.5 mm)
	Height with DZ5MB 		2.09" (53 mm)
Cabling c.s.a. in mm ²	Stranded wire without cable end		0.5 - 4
	Stranded wire with cable end		0.5 - 2.5
	Solid wire		0.5 - 6
Nominal Electrical Values	IEC 60947-7-1		800 V / 8 kV / 3 - 32 A
	UL-Data		22 - 10 AWG, 600 V
	CSA-Data		20 - 10 AWG, 600 V
	VDE, group C		750 Vac, 900 Vdc, 35 A







Approvals

File E164359 CCN XCFR2,
 File 702070 Class 6228 01,
 SEMKO, NEMKO, GL, ASE, SEV, ATEX, DNV, KEMA,
 FI, LR, CEBEC, MEEI, EZU, SKTC, BKI-EEx, EPM

Terminal Blocks

	No. points	Sold in lots of	Catalog Number	Weight oz (g)
Green/yellow	—	100	AB1TP435U	0.88 (25.0)

Accessories

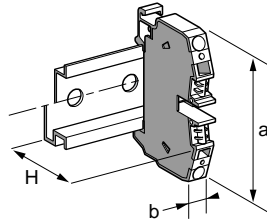
		No. points	Sold in lots of	Catalog Number	Weight oz (g)
2 Plastic end clamps	Width 7.5 mm on 	—	100	AB1AB7P32	0.15 (4.2)
	Width 8 mm on  or 	—	100	AB1AB8P35	0.21 (5.9)
2 Metal end clamps	Width 7.5 mm on 	—	100	AB1AB10M32	0.23 (6.5)
	Width 8 mm on  or 	—	100	AB1AB8M35	0.5 (14.0)
3 Marking Accessories			See pages 79 and 80		



IEC Sectional Terminal Blocks, Type AB1 Terminal Blocks Screw Clamp Termination: Grounding Blocks

Mounts on 35 mm DIN3 track and 32 mm DIN1 track

Nominal c.s.a. 6 mm²



0.31" (8 mm) wide

AB1TP635U

1 Dimensions	Length	a	2.13" (54 mm)
	Width	b	0.31" (8 mm)
	Height with AM1ED		2.40" (61 mm)
	Height with AM1DE		2.11" (53.5 mm)
	Height with DZ5MB		2.28" (58 mm)
Cabling c.s.a. in mm²	Stranded wire without cable end		0.5 - 6
	Stranded wire with cable end		0.5 - 6
	Solid wire		0.5 - 10
Nominal Electrical Values	IEC 60947-7-1		800 V / 8 kV / 3 - 41 A
	UL-Data		22 - 8 AWG, 600 V
	CSA-Data		24 - 8 AWG, 600 V
	VDE, group C		750 Vac, 900 Vdc, 46A

Approvals

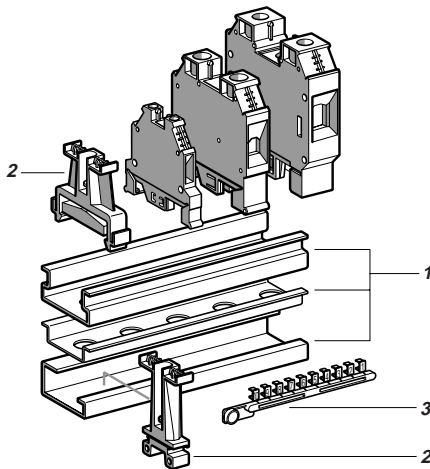
File E164359 CCN XCFR2,
 File 702070 Class 6228 01,
 CE, SEMKO, NEMKO, GL, ASE, SEV, ATEX, DNV, KEMA,
 FI, LR, MEEI, EZU, SKTC, BKI-EEx, EPM

Terminal Blocks

	No. points	Sold in lots of	Catalog Number	Weight oz (g)
Green/yellow	-	100	AB1TP635U	1.48 (42.0)



Accessories

		No. points	Sold in lots of	Catalog Number	Weight oz (g)
2 Plastic end clamps	Width 7.5 mm on	-	100	AB1AB7P32	0.15 (4.2)
	Width 8 mm on or	-	100	AB1AB8P35	0.21 (5.9)
2 Metal end clamps	Width 7.5 mm on	-	100	AB1AB10M32	0.23 (6.5)
	Width 8 mm on or	-	100	AB1AB8M35	0.5 (14.0)
3 Marking Accessories				See pages 79 and 80	

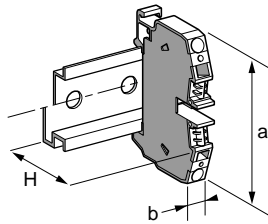


IEC Sectional Terminal Blocks, Type AB1 Terminal Blocks

Screw Clamp Termination: Grounding Blocks




Mounts on 35 mm DIN3 track  and 32 mm DIN1 track 

Nominal c.s.a. **10 mm²**



0.39" (10) mm wide

AB1TP1035U

1 Dimensions	Length	a	2.13" (54) mm
	Width	b	0.39" (10) mm
	Height with AM1ED 		2.46" (62.5) mm
	Height with AM1DE 		2.17" (55) mm
	Height with DZ5MB 		2.34" (59.5) mm
Cabling c.s.a. in mm²	Stranded wire without cable end		2.5 - 10
	Stranded wire with cable end		2.5 - 10
	Solid wire		6 - 16
Nominal Electrical Values	IEC 60947-7-1		800 V / 8 kV / 3 - 57 A
	UL-Data		16 - 6 AWG, 600 V
	CSA-Data		16 - 6 AWG, 600 V
	VDE, group C		750 Vac, 900 Vdc, 63 A







Approvals

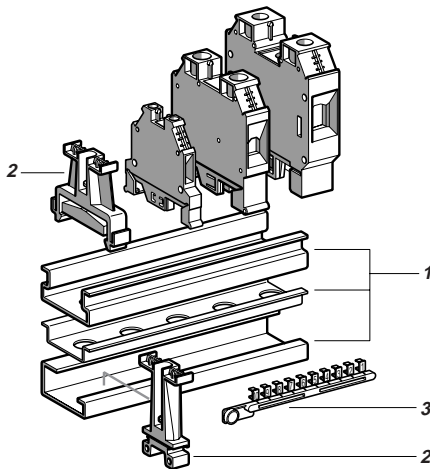
File E164359 CCN XCFR2,
 File 702070 Class 6228 01,
 SEMKO, NEMKO, GL, ASE, SEV, ATEX, DNV, KEMA,
 FI, LR, MEEI, EZU, SKTC, BKI-EEx, EPM

Terminal Blocks

	No. points	Sold in lots of	Catalog Number	Weight oz (g)
Green/yellow	—	50	AB1TP1035U	2.01 (57.0)

Accessories

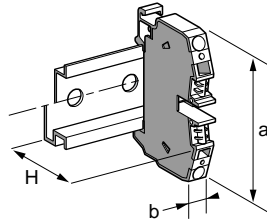
2 Plastic end clamps	Width 7.5 mm on 	—	100	AB1AB7P32	0.15 (4.2)
	Width 8 mm on  or 	—	100	AB1AB8P35	0.21 (5.9)
2 Metal end clamps	Width 7.5 mm on 	—	100	AB1AB10M32	0.23 (6.5)
	Width 8 mm on  or 	—	100	AB1AB8M35	0.5 (14.0)
3 Marking Accessories	See pages 79 and 80				



IEC Sectional Terminal Blocks, Type AB1 Terminal Blocks Screw Clamp Termination: Grounding Blocks

Mounts on 35 mm DIN3 track and 32 mm DIN1 track

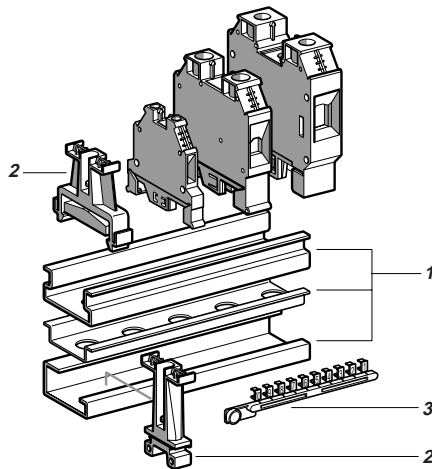
Nominal c.s.a. 16 mm²



0.47" (12 mm) wide

AB1TP1635U

1 Dimensions	Length	a	2.26" (57.5) mm
	Width	b	0.47" (12) mm
	Height with AM1ED		2.56" (65) mm
	Height with AM1D		2.26" (57.5) mm
	Height with DZ5MB		2.44" (62) mm
Cabling c.s.a. in mm²	Stranded wire without cable end		4 - 16
	Stranded wire with cable end		4 - 16
	Solid wire		10 - 25
Nominal Electrical Values	IEC 60947-7-1		800 V / 8 kV / 3 - 76 A
	UL-Data		12 - 4 AWG, 600 V
	CSA-Data		14 - 4 AWG, 600 V
	VDE, group C		750 Vac, 900 Vdc, 85 A



Approvals

File E164359 CCN XCFR2,
 File 702070 Class 6228 01,
 CE, SEMKO, NEMKO, GL, ASE, SEV, ATEX, DNV, KEMA,
 FI, LR, MEEI, EZU, SKTC, BKI-EEEx, EPM

Terminal Blocks



	No. points	Sold in lots of	Catalog Number	Weight oz (g)
Green/yellow	–	50	AB1TP1635U	2.68 (76.0)

Accessories

	Width	No.	Sold in lots of	Catalog Number	Weight oz (g)
2 Plastic end clamps	Width 7.5 mm on	–	100	AB1AB7P32	0.15 (4.2)
	Width 8 mm on or	–	100	AB1AB8P35	0.21 (5.9)
2 Metal end clamps	Width 7.5 mm on	–	100	AB1AB10M32	0.23 (6.5)
	Width 8 mm on or	–	100	AB1AB8M35	0.5 (14.0)
3 Marking Accessories			See pages 79 and 80		

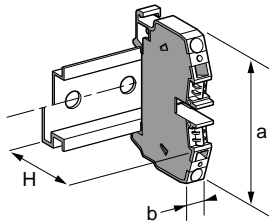
IEC Sectional Terminal Blocks, Type AB1 Terminal Blocks

Screw Clamp Termination: Grounding Blocks

Mounts on 35 mm DIN3 track  and 32 mm DIN1 track 




Nominal c.s.a.

35 mm²






0.63" (16) mm wide

AB1TP3535U

1 Dimensions	Length	a	2.48" (63) mm
	Width	b	0.63" (16) mm
	Height with AM1ED 		2.96" (75.1) mm
	Height with AM1D 		2.66" (67.6) mm
	Height with DZ5MB 		2.72" (69) mm
Cabling c.s.a. in mm ²	Stranded wire without cable end		10 - 35
	Stranded wire with cable end		10 - 35
	Solid wire		10 - 50
Nominal Electrical Values	IEC 60947-7-1		800 V / 8 kV / 3 - 125 A
	UL-Data		10 - 2 AWG, 600 V
	CSA-Data		10 - 2 AWG, 600 V
	VDE, group C		750 Vac, 900 Vdc, 138A







Approvals

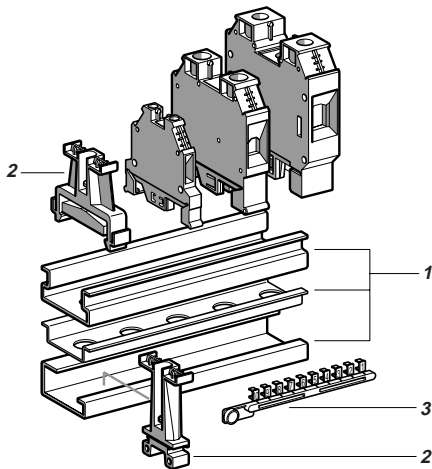
 File E164359 CCN XCFR2,
 File 702070 Class 6228 01,
 SEMKO, NEMKO, GL, ASE, SEV, ATEX, DNV, KEMA,
 FI, LR, MEEI, EZU, SKTC, BKI-EEx, EPM

Terminal Blocks

	No. points	Sold in lots of	Catalog Number	Weight oz (g)
Green/yellow	–	20	AB1TP3535U	4.48 (127.0)

Accessories

2 Plastic end clamps	Width 7.5 mm on 	–	100	AB1AB7P32	0.15 (4.2)
	Width 8 mm on  or 	–	100	AB1AB8P35	0.21 (5.9)
2 Metal end clamps	Width 7.5 mm on 	–	100	AB1AB10M32	0.23 (6.5)
	Width 8 mm on  or 	–	100	AB1AB8M35	0.5 (14.0)
3 Marking Accessories	See pages 79 and 80				

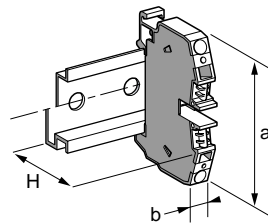


IEC Sectional Terminal Blocks, Type AB1 Terminal Blocks Screw Clamp Termination: Disconnect

Mounts on 35 mm DIN3 track and 32 mm DIN1 track

Nominal c.s.a.

4 mm²



0.24" (6 mm) wide

AB1SC435U●●●●●

1 Dimensions	Length	a	1.89" (48 mm) + 0.44" (11.2 mm) for open switch
	Width	b	0.24" (6 mm)
	Height with AM1ED		2.24" (57 mm)
	Height with AM1D		1.95" (49.5 mm)
Cabling c.s.a. in mm²	Stranded wire without cable end		0.5 - 4
	Stranded wire with cable end		0.5 - 2.5
	Solid wire		0.5 - 6
Nominal Electrical Values	IEC 60947-7-1		800 V / 8 kV / 3 - 20 A
	UL-Data		22 - 10 AWG, 600 V, 20 A
	CSA-Data		22 - 10 AWG, 600 V, 20 A
	UTE, category C		500 Vac
	VDE, group C		750 Vac, 900 Vdc, 20 A

Approvals

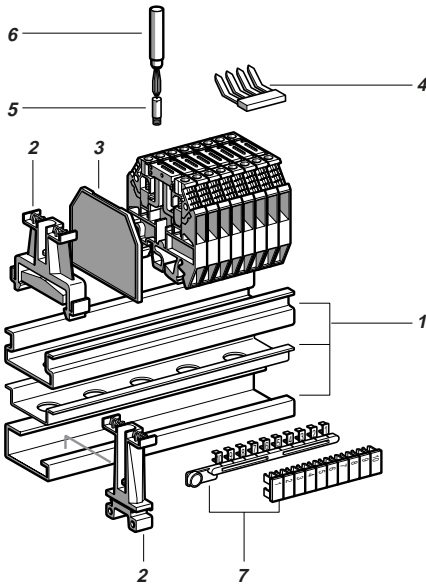
File E164359 CCN XCFR2,
 File 702070 Class 6228 01,
 NEMKO, ASE, SEV, FI, MEEI, EZU, SKTC

Terminal Blocks

		No. points	Sold in lots of	Catalog Number	Weight oz (g)
	Grey	-	100	AB1SC435U	0.42 (12.0)
	Blue	-	100	AB1SC435UBL	0.42 (12.0)
With 2 test sockets	Grey	-	100	AB1SC435U2PT	0.42 (12.0)
	Blue	-	100	AB1SC435U2PTBL	0.42 (12.0)



Accessories

2 Plastic end clamps	Width 7.5 mm on	-	100	AB1AB7P32	0.15 (4.2)
	Width 8 mm on	-	100	AB1AB8P35	0.21 (5.9)
2 Metal end clamps	Width 10 mm on	-	100	AB1AB10M32	0.23 (6.5)
	Width 8 mm on	-	100	AB1AB8M35	0.5 (14.0)
3 End barriers	Grey (thickness 1.5 mm)	-	10	AB1PS4	0.052 (1.5)
4 Insulated jumper comb	2 poles	2	100	AB1CC42SC	0.032 (0.9)
	3 poles	3	100	AB1CC43SC	0.049 (1.4)
	4 poles	4	100	AB1CC44SC	0.067 (1.9)
	10 poles	10	10	AB1CC410SC	0.17 (4.8)
5 Test plug socket (Ø 2.3 mm)		-	50	AB1A4	0.018 (0.5)
6 Test Plug (red)		-	50	AB1AT1	0.060 (1.7)
7 Marking Accessories					See pages 79 and 80


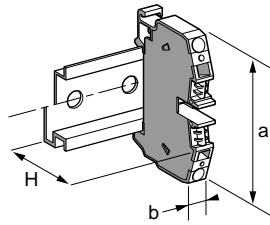


IEC Sectional Terminal Blocks, Type AB1 Terminal Blocks

Screw Clamp Termination: Fuse Holder




Mounts on 35 mm DIN3 track  and 32 mm DIN1 track 

Nominal c.s.a.  4 mm²






U5X 0.31" (8 mm) wide
U6X 0.39" (10 mm) wide

AB1FUSE435U●●●

		...U5X	...U6X	
1 Dimensions	Length a	3.04" (77.2 mm)		
	Width b	-		
	Height with AM1ED● 	2.44" (62 mm)		
	Height with AM1D● 	2.15" (54.5 mm)		
	Height with DZ5MB● 	2.32" (59 mm)		
Cabling c.s.a. in mm²	Stranded wire without cable end	0.5 - 4		
	Stranded wire with cable end	0.5 - 2.5		
	Solid wire	0.5 - 6		
Nominal Electrical Values	IEC 60947-7-1	800 V / 8 kV / 3	6.3 A	10 A
	UL-Data	22 - 10 AWG, 600 V	15 A	15 A
	CSA-Data	22 - 10 AWG, 600 V	6.3 A	10 A
	UTE, category C	500 Vac		
	VDE, group C	750 Vac, 900 Vdc	6.3 A	10 A






Approvals

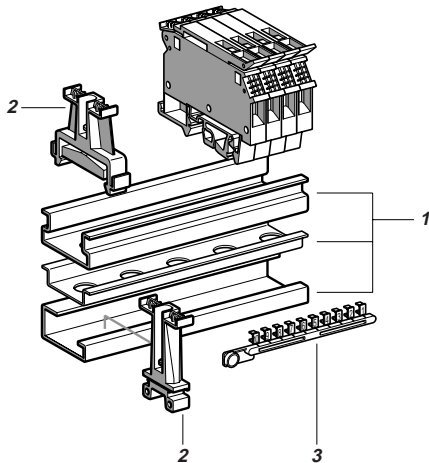
 File E164359 CCN XCFR2,
 File 702070 Class 6228 01,
 CE, NEMKO, ASE, SEV, FI, EZU, SKTC

Terminal Blocks



	No. points	Sold in lots of	Catalog Number	Weight oz (g)
0.19" x 0.78" or 0.19" x 0.98" fuse (grey) (5mm x 20mm or 5mm x 25mm)	-	100	AB1FUSE435U5X	0.56 (16.0)
	-	50	AB1FUSE435U5XJ	0.56 (16.0)
	-	50	AB1FUSE435U5XB	0.56 (16.0)
0.25" x 1.25" (6.3mm x 32mm) fuse (grey)	-	100	AB1FUSE435U6X	0.88 (25.0)
	-	50	AB1FUSE435U6XJ	0.88 (25.0)
	-	50	AB1FUSE435U6XB	0.88 (25.0)
	-	50	AB1FUSE435U6XM	0.88 (25.0)

Accessories

2 Plastic end clamps	Width 7.5 mm on 	-	100	AB1AB7P32	0.15 (4.2)
	Width 8 mm on 	-	100	AB1AB8P35	0.21 (5.9)
	Width 10 mm on 	-	100	AB1AB10M32	0.23 (6.5)
2 Metal end clamps	Width 10 mm on 	-	100	AB1AB8M35	0.5 (14.0)
	Width 8 mm on 	-	100	AB1AB8M35	0.5 (14.0)
3 Marking Accessories	See pages 79 and 80				

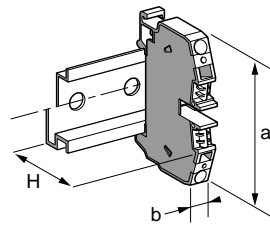


IEC Sectional Terminal Blocks, Type AB1 Terminal Blocks Screw Clamp Termination: Diode, Resistor or Fuse Holder

Mounts on 35 mm DIN3 track  and 32 mm DIN1 track 



Nominal c.s.a.

4 mm²




0.24" (6 mm) wide

AB1SF435U

1 Dimensions	Length	a	1.89" (48 mm)
	Width	b	0.24" (6 mm)
	Height with AM1ED 		2.24" (57 mm) + carrier 0.75" (19 mm)
	Height with AM1D 		1.95" (49.5 mm) + carrier 0.75" (19 mm)
Cabling c.s.a. in mm ²	Stranded wire without cable end		0.5 - 4
	Stranded wire with cable end		0.5 - 2.5
	Solid wire		0.5 - 6
Nominal Electrical Values	IEC 60947-7-1		800 V / 8 kV / 3 - 6.3 A
	UL-Data		22 - 10 AWG, 300 V, 10 A
	CSA-Data		20 - 10 AWG, 250 V, 6.3 A
	UTE, category C		500 Vac, 500 Vdc
	VDE, group C		750 Vac, 900 Vdc, 10 A





Approvals

 File E164359 CCN XCFR2,
 File 702070 Class 6228 01,
 , NEMKO, ASE, SEV, FI, MEEI, EZU, SKTC

Terminal Block Removable Holders

		No. points	Sold in lots of	Catalog Number	Weight oz (g)
Terminal blocks	Grey	-	100	AB1SF435U	0.32 (9.0)
	For diode or resistor (1)	-	100	AB1SV1	0.16 (4.5)
Removable holder	With diode 1N4007.1	-	100	AB1SV2	0.16 (4.5)
	Fuse only	-	100	AB1SF520	0.16 (4.5)
Removable holders, 5 x 20 mm fuse (1)	With 24 V red LED	-	100	AB1SF520B	0.16 (4.5)
	With 220 V red LED	-	100	AB1SF520M	0.16 (4.5)
		-	100		

Accessories

2 Plastic end clamps	Width 7.5 mm on 	-	100	AB1AB7P32	0.15 (4.2)
	Width 8 mm on 	-	100	AB1AB8P35	0.21 (5.9)
2 Metal end clamps	Width 10 mm on 	-	100	AB1AB10M32	0.23 (6.5)
	Width 8 mm on 	-	100	AB1AB8M35	0.5 (14.0)
3 End barriers	Grey (thickness 1.5 mm)	-	50	AB1PS4	0.052 (1.5)
		-	10	ABE7FU012	0.04 (1.13)
Fast acting fuse 250 V UL 5 x 20mm	0.125 A	-	10	ABE7FU050	0.04 (1.13)
	0.5 A	-	10	ABE7FU100	0.04 (1.13)
	1 A	-	10	ABE7FU200	0.04 (1.13)
	2 A	-	10	ABE7FU400	0.04 (1.13)
	4 A	-	10	ABE7FU630	0.04 (1.13)
6.3 A	-	10			

4 Marking Accessories

See pages 79 and 80

Characteristics of Holder

Nominal voltage	Nominal current (Power loss 1.5 W)	
	Single terminal	Side by Side mounting
250 V	6.3 A	4 A

Characteristics of blown fuse indicators

AB1SF520B	Current consumption	AB1SF520M	Current consumption
24 V	10.3 mA	220 - 250 V	0.3 mA

(1) Not included.



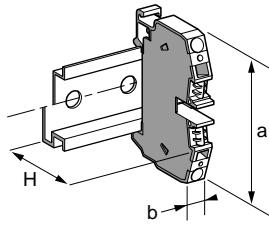
IEC Sectional Terminal Blocks, Type AB1 Terminal Blocks

Screw Clamp Termination: Fuse Holder

Mounts on 35 mm DIN3 track and 32 mm DIN1 track




Nominal c.s.a.

10 mm²



0.47" (12 mm) wide

AB1FU10135U●●

1 Dimensions	Length	a	2.56" (65 mm)
	Width	b	0.47" (12 mm)
	Height with AM1ED● 		2.60" (66 mm) + fuse cap 0.43" (10.8 mm)
	Height with AM1D●● 		2.30" (58.5 mm) + fuse cap 0.43" (10.8 mm)
	Height with DZ5MB● 		2.48" (63 mm) + fuse cap 0.43" (10.8 mm)
Cabling c.s.a. in mm²	Stranded wire without cable end		1 - 10
	Stranded wire with cable end		1 - 10
	Solid wire		10 - 16
Nominal Electrical Values (1)	IEC 60947-7-1		500 V / 6 kV / 3
	UL-Data see table below		22 - 6 AWG, 600 V, 15 A
	CSA-Data see table below		16 - 6 AWG, 600 V, 15 A
	UTE, category C		400 Vac, 250 Vdc, 10 A
	VDE, group C see table below		500 Vac, 600 Vdc, 15 A

Approvals







® File 702070 Class 6228 01,

CE, NEMKO, DEMKO, ASE, DNV, LR, MEEI, SKTC

Terminal Blocks (2)

For	No. points	Sold in lots of	Catalog Number	Weight oz (g)
5 x 20 mm fuse (Grey)	Without indicator lamp	50	AB1FU10135U	1.38 (39.0)
	With yellow 28 V LED	50	AB1FU10135UB	1.38 (39.0)
	With red 250 V LED	50	AB1FU10135UU	1.38 (39.0)
5 x 25 mm Fuse (Grey) without indicator lamp		50	AB1FU10235U	1.38 (39.0)
	5 x 30 mm Fuse (Grey) without indicator lamp	50	AB1FU10335U	1.38 (39.0)
.25" x 1.25" (6.3 x 32 mm) fuse (Grey)	Without indicator lamp	50	AB1FU10435U	1.38 (39.0)
	With yellow 28 V LED	50	AB1FU10435UB	1.38 (39.0)
	With red neon 110-500 V	50	AB1FU10435UFS	1.38 (39.0)

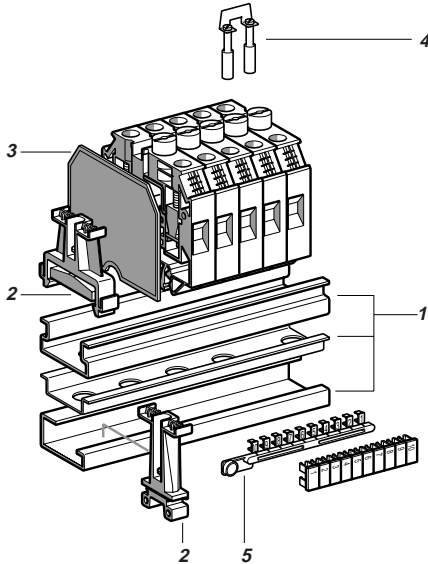
Accessories

2 Plastic end clamps	Width 7.5 mm on 	100	AB1AB7P32	0.15 (4.2)	
	Width 8 mm on  or 	100	AB1AB8P35	0.21 (5.9)	
2 Metal end clamps	Width 10 mm on 	100	AB1AB10M32	0.23 (6.5)	
	Width 8 mm on  or 	100	AB1AB8M35	0.5 (14.0)	
3 End barriers	Grey (thickness 1.5 mm)	50	AB1TF	0.17 (4.8)	
4 Jumper bar with screws	2 poles (non insulated)	2	50	AB1BF2	0.17 (4.7)
	30 poles (non insulated)	30	10	AB1BF	0.44 (12.5)
5 Marking Accessories	See pages 79 and 80				



Electrical values of blown fuse indicators	UL	VDE	CSA
AB1 FU10435UB AB1 FU10135UB	28 V	28 V	28 V
Current consumption: 24 mA			
AB1 FU10435UFS AB1 FU10135UU	150 V	110 - 500 V	500 V
Current consumption: 0.16 - 0.8 mA			

(1) Voltage and current are determined by the fuse and link used.

(2) Fuses not included.

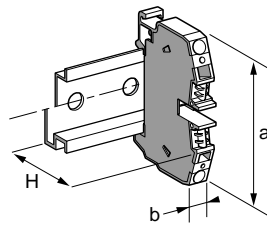


IEC Sectional Terminal Blocks, Type AB1 Terminal Blocks Screw Clamp Termination: Block for Electronic Components

Mounts on 35 mm DIN3 track  and 32 mm DIN1 track 



Nominal c.s.a.

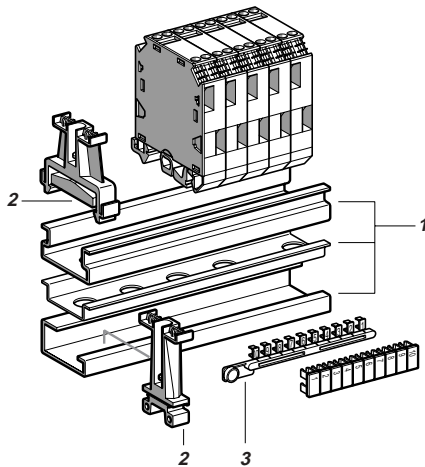
2.5 mm²




0.47" (12 mm) wide

AB1D11435U





1 Dimensions	Length	a	1.92" (49 mm)
	Width	b	0.47" (12 mm)
	Height with AM1ED 		2.58" (65.5 mm)
	Height with AM1D 		2.28" (58 mm)
Cabling c.s.a. in mm ²	Stranded wire without cable end		0.5 - 2.5
	Stranded wire with cable end		0.5 - 1.5
	Solid wire		0.5 - 2.5
Nominal Electrical Values	IEC 60947-7-1		800 V / 8 kV / 3 - 26 A
	UL-Data		22 - 14 AWG, 300 V, 6 A
	UTE, category C		125 Vac, 125 Vdc
	VDE, group C		750 Vac, 900 Vdc, 24 A
Approvals	® File 702070 Class 6228 01, CE		



Terminal Block

		No. points	Sold in lots of	Catalog Number	Weight oz (g)
2 In, 2 Out					
	Grey	2/2	50	AB1D11435U	0.88 (25.0)



Accessories

2 Plastic end clamps	Width 7.5 mm on 	-	100	AB1AB7P32	0.15 (4.2)
	Width 8 mm on 	-	100	AB1AB8P35	0.21 (5.9)
2 Metal end clamps	Width 10 mm on 	-	100	AB1AB10M32	0.23 (6.5)
	Width 8 mm on 	-	100	AB1AB8M35	0.5 (14.0)
3 Marking Accessories	See pages 79 and 80				


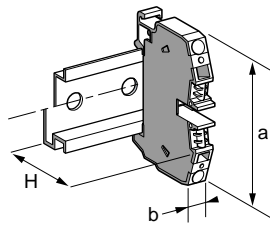


IEC Sectional Terminal Blocks, Type AB1 Terminal Blocks

Screw Clamp Termination: Screw Clip Blocks



Mounts on 35 mm DIN3 track  and 32 mm DIN1 track 

Nominal c.s.a. **4 mm²**



0.24" (6 mm) wide

AB1F●●35U

1 Dimensions	Length	a		
	Width	b	0.24" (6 mm)	
	Height with AM1ED● 		2.30" (58.5 mm)	2.68" (68 mm)
	Height with AM1D●● 		1.93" (49 mm)	
Cabling c.s.a. in mm ²	Stranded wire without cable end		0.5 - 4 (screw clamps)	
			0.5 - 2.5 (3 clips 6.3 x 0.8)	
			0.5 - 1.5 (6 clips 2.8 x 0.8)	
	Solid wire		0.5 - 6	
Nominal Electrical Values	IEC 60947-7-1		800 V / 8 kV / 3 - 20 A	
	UL-Data		22-12 AWG, 300 V, 10 A	
	CSA-Data		22-12 AWG, 300 V, 10 A	
	UTE, category C		400 Vac, 250 Vdc	
	VDE, group C		750 Vac, 900 Vdc, 20 A	




Approvals

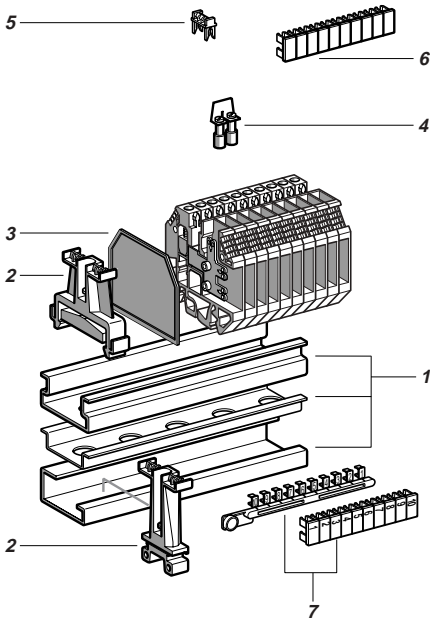
File E164359 CCN XCFR2,
 @ File 702070 Class 6228 01,
 C E, GL, ASE, SKTC

Terminal Blocks

	No. points	Sold in lots of	Catalog Number	Weight oz (g)
Screw-clip Top and side access (grey)	-	100	AB1FV135U	0.41 (11.5)
Screw-clip Top access (grey)	-	100	AB1FC335U	0.41 (11.5)
Clip-clip Top access (grey)	-	100	AB1FF235U	0.41 (11.5)

Accessories

2 Plastic end clamps	Width 7.5 mm on 	-	100	AB1AB7P32	0.15 (4.2)
	Width 8 mm on  or 	-	100	AB1AB8P35	0.21 (5.9)
3 End barrier (thickness 1.5 mm)	AB1FV type	-	50	AB1TC01	0.09 (2.5)
	AB1FC type	-	50	AB1TC3	0.09 (2.6)
	AB1FF type	-	50	AB1TC02	0.09 (2.6)
4 Jumper bar with screws	Non insulated	-	10	AB1AL4	10.76 (305)
	Insulated	-	10	AB1ALN42	0.06 (1.7)
5 Protective cover for single jumper		-	100	AB1CA2	0.004 (0.1)
6 Protective cover for 10-pole jumper		-	50	AB1CA410ET	0.035 (1.0)
7 Marking Accessories					See pages 79 and 80

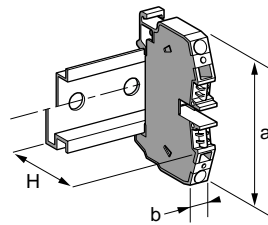
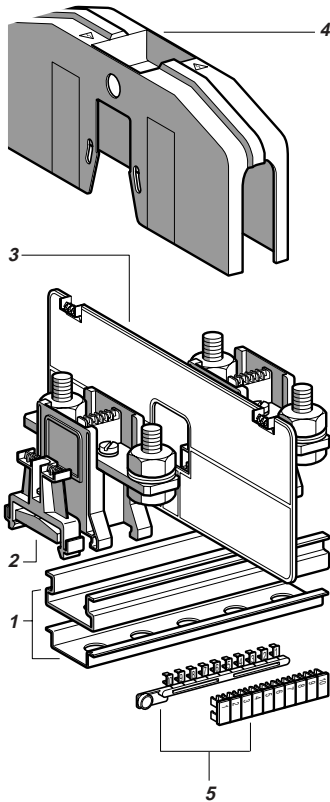


IEC Sectional Terminal Blocks, Type AB1 Terminal Blocks Screw Clamp Termination: Screw Lug and Screw Lug

Mounts on 35 mm DIN3 track



Nominal c.s.a.

95 mm²




1.26" (32 mm) wide

AB1BB9535

1 Dimensions	Length a	3.62" (92 mm)
	Width b	1.26" (32 mm)
	Height with AM1ED 	2.76" (70 mm) or 3.41" (86.5 mm) with cover
	Height with AM1D 	2.46" (62.5 mm) or 3.11" (79 mm) with cover
Cabling c.s.a. in mm²	Stranded wire	Up to 95
	Solid wire	Up to 95
	Bolt	M10
Nominal Electrical Values	Bar	5 x 18 mm
	IEC 60947-7-1	1000 V / 8 kV / 3 - 225 A
	UL-Data (gauge, V, A)	0 AWG - 350 kcmil, 600 V, 230 A
	CSA-Data (gauge, V, A)	0 AWG - 350 kcmil, 600 V, 230 A
	UTE, category C	500 Vac, 500 Vdc
VDE, group C	1000 Vac, 1200 Vdc, 250 A	





Approvals

 File E164359 CCN XCFR2,
 File 702070 Class 6228 01,
 C E, NEMKO, GL, SEV, DNV, KEMA, LR, SKTC, BBJ

Terminal Block

	No. points	Sold in lots of	Catalog Number	Weight oz (g)
Grey	-	10	AB1BB9535	5.96 (169.0)

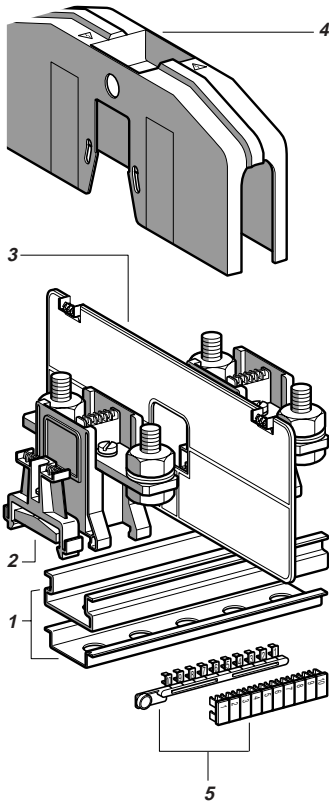
Accessories

2 Plastic end clamps	Width 8 mm on  or 	-	100	AB1AB8P35	0.21 (5.9)
2 Metal end clamps	Width 8 mm on  or 	-	100	AB1AB8M35	0.5 (14.0)
3 Partition plate (thickness 2.8 mm)	Grey 70 x 180 x 4.5 mm	-	50	AB1CT1	1.20 (34.0)
4 "Danger" live terminal covers	Yellow 69 x 174 x 32 mm	-	10	AB1CP1	1.94 (55.0)
5 Marking Accessories	See pages 79 and 80				



IEC Sectional Terminal Blocks, Type AB1 Terminal Blocks

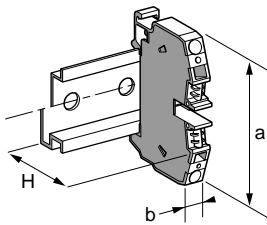
Screw Clamp Termination: Screw Lug and Screw Lug



Mounts on 35 mm DIN3 track $\frac{2.5}{}$

Nominal c.s.a.

185 mm²



1.65" (42 mm) wide

AB1BB18535

1 Dimensions	Length a	3.62" (92 mm)
	Width b	1.65" (42 mm)
	Height with AM1ED $\frac{2.5}{}$	2.83" (72 mm) or 4.35" (110.5 mm) with cover
	Height with AM1D $\frac{2.5}{}$	2.52" (64.5 mm) or 4.06" (103 mm) with cover
Cabling c.s.a. in mm²	Stranded wire	Up to 185
	Solid wire	Up to 185
	Bolt	M12
Nominal Electrical Values	Bar	6 x 26 mm
	IEC 60947-7-1	1000 V / 8 kV / 3 - 353 A
	UL-Data (gauge, V, A)	0 AWG - 400 kcmil, 600 V, 375 A
	CSA-Data (gauge, V, A)	0 AWG - 400 kcmil, 600 V, 375 A
	UTE, category C	500 Vac, 500 Vdc
VDE, group C	1000 Vac, 1200 Vdc, 392 A	

Approvals

File E164359 CCN XCPR2,
File 702070 Class 6228 01,
CÉ, NEMKO, SEV, DNV, KEMA, LR, SKTC, BBJ

Terminal Block

	No. points	Sold in lots of	Catalog Number	Weight oz (g)
Grey	-	10	AB1BB18535	8.82 (250.0)

Accessories

	No. points	Sold in lots of	Catalog Number	Weight oz (g)	
2 Plastic end clamps	Width 8 mm on $\frac{2.5}{}$ or $\frac{3.5}{}$	-	100	AB1AB8P35	0.21 (5.9)
2 Metal end clamps	Width 8 mm on $\frac{2.5}{}$ or $\frac{3.5}{}$	-	100	AB1AB8M35	0.5 (14.0)
3 Partition plate (thickness 2.8 mm)	Grey 70 x 200 x 4.5 mm	-	50	AB1CT2	1.31 (37.0)
4 "Danger" live terminal covers	Yellow 93 x 194 x 42 mm	-	10	AB1CP2	3.17 (90.0)
5 Marking Accessories	See pages 79 and 80				

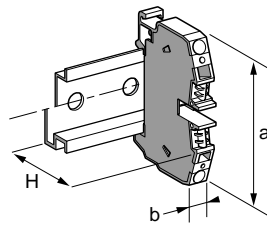
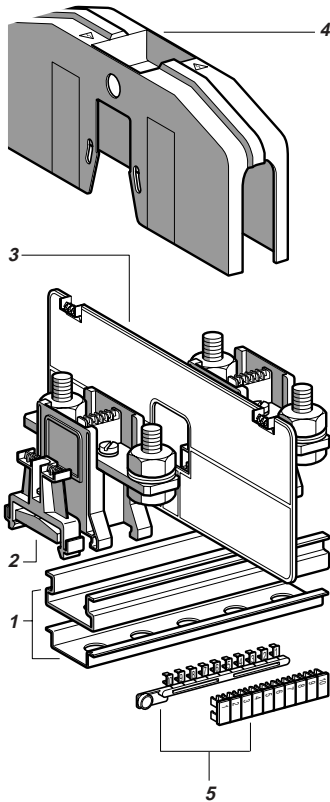


IEC Sectional Terminal Blocks, Type AB1 Terminal Blocks Screw Clamp Termination: Screw Lug and Screw Lug

Mounts on 35 mm DIN3 track

Nominal c.s.a.



240 mm²





1.65" (42 mm) wide

AB1BB24035

1 Dimensions





Length	a	3.62" (92 mm)
Width	b	1.65" (42 mm)
Height with AM1ED 		3.07" (78 mm) or 4.35" (110.5 mm) with cover
Height with AM1D 		2.78" (70.5 mm) or 4.06" (103 mm) with cover
Cabling c.s.a. in mm ²	Stranded wire	Up to 240
	Solid wire	Up to 240
	Bolt	M12
	Bar	8 x 26 mm
Nominal Electrical Values	IEC 60947-7-1	1000 V / 8 kV / 3 - 415 A
	UL-Data (gauge, V, A)	0 AWG - 500 kcmil, 600 V, 375 A
	CSA-Data (gauge, V, A)	3/0 AWG - 500 kcmil, 600 V, 425 A
	UTE, category C	500 Vac, 500 Vdc
	VDE, group C	1000 Vac, 1200 Vdc, 461 A

Approvals

 File E164359 CCN XCFR2,
 File 702070 Class 6228 01,
 CE, NEMKO, SEV, DNV, KEMA, LR, SKTC, BBJ

Terminal Block	No. points	Sold in lots of	Catalog Number	Weight oz (g)
Grey	-	10	AB1BB24035	9.35 (265.0)

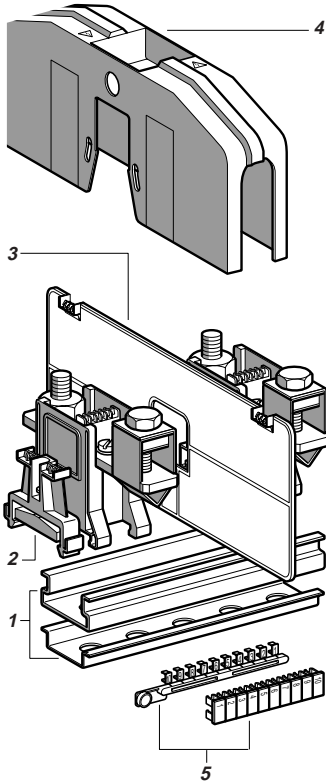
Accessories

		No. points	Sold in lots of	Catalog Number	Weight oz (g)
2	Plastic end clamps	Width 8 mm on  or 	-	100	AB1AB8P35 0.21 (5.9)
2	Metal end clamps	Width 8 mm on  or 	-	100	AB1AB8M35 0.5 (14.0)
3	Partition plate (thickness 2.8 mm)	Grey 70 x 200 x 4.5 mm	-	50	AB1CT2 1.31 (37.0)
4	"Danger" live terminal covers	Yellow 93 x 194 x 42 mm	-	10	AB1CP2 3.17 (90.0)
5	Marking Accessories	See pages 79 and 80			



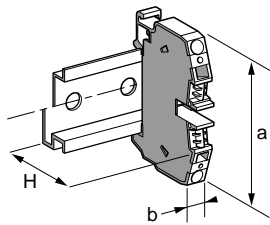
IEC Sectional Terminal Blocks, Type AB1 Terminal Blocks

Screw Clamp Termination: Screw Lug and Clamp



Mounts on 35 mm DIN3 track $\frac{2.5}{}$

Nominal c.s.a. **95 mm²**



1.26" (32 mm) wide

AB1BC9535

1 Dimensions	Length a	3.62" (92 mm)
	Width b	1.26" (32 mm)
	Height with AM1ED $\frac{2.5}{}$	3.11" (79 mm) or 3.41" (86.5 mm) with cover
	Height with AM1DE $\frac{2.5}{}$	2.81" (71.5 mm) or 3.11" (79 mm) with cover
Cabling c.s.a. in mm²	Stranded wire	16 - 95
	Solid wire	16 - 95
	Bolt	M10
	Bar	5 x 18 mm
Nominal Electrical Values	IEC 60947-7-1	1000 V / 8 kV / 3 - 225 A
	UL-Data (gauge, V, A)	0 AWG - 350 kcmil, 600 V, 230 A
	CSA-Data (gauge, V, A)	0 AWG - 350 kcmil, 600 V, 230 A
	UTE, category C	500 Vac, 500 Vdc
	VDE, group C	1000 Vac, 1200 Vdc, 250 A
Approvals		File E164359 CCN XCPR2, File 702070 Class 6228 01, C E, NEMKO, GL, SEV, DNV, KEMA, LR, SKTC, BBJ

Terminal Block

	No. points	Sold in lots of	Catalog Number	Weight oz (g)
Grey	-	10	AB1BC9535	8.32 (236.0)

Accessories

		No. points	Sold in lots of	Catalog Number	Weight oz (g)
2 Plastic end clamps	Width 8 mm on $\frac{2.5}{}$ or $\frac{3.5}{}$	-	100	AB1AB8P35	0.21 (5.9)
2 Metal end clamps	Width 8 mm on $\frac{2.5}{}$ or $\frac{3.5}{}$	-	100	AB1AB8M35	0.5 (14.0)
3 Partition plate (thickness 2.8 mm)	Grey 70 x 180 x 4.5 mm	-	50	AB1CT1	1.20 (34.0)
4 "Danger" live terminal covers	Yellow 69 x 174 x 32 mm	-	10	AB1CP1	1.94 (55.0)
5 Marking Accessories					See pages 79 and 80

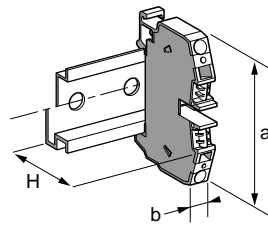
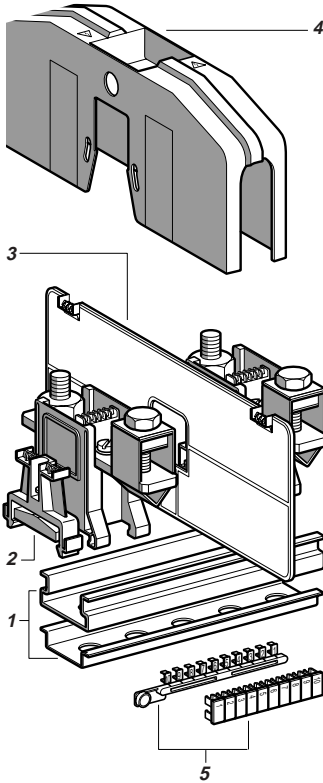


IEC Sectional Terminal Blocks, Type AB1 Terminal Blocks Screw Clamp Termination: Screw Lug and Clamp

Mounts on 35 mm DIN3 track





Nominal c.s.a.

150 mm²



1.65" (42 mm) wide





AB1BC15035

1 Dimensions	Length a	3.62" (92 mm)
	Width b	1.65" (42 mm)
	Height with AM1ED 	3.27" (83 mm) or 4.35" (110.5 mm) with cover
	Height with AM1D 	2.97" (75.5 mm) or 4.06" (103 mm) with cover
Cabling c.s.a. in mm²	Stranded wire	25 - 150
	Solid wire	25 - 150
	Bolt	M12
	Bar	6 x 26 mm
Nominal Electrical Values	IEC 60947-7-1	1000 V / 8 kV / 3 - 300 A
	UL-Data (gauge, V, A)	0 AWG - 400 kcmil, 600 V, 325 A
	CSA-Data (gauge, V, A)	0 AWG - 400 kcmil, 600 V, 325 A
	UTE, category C	500 Vac, 500 Vdc
	VDE, group C	1000 Vac, 1200 Vdc, 335 A
Approvals	 File E164359 CCN XCFR2,  File 702070 Class 6228 01, CE	

Terminal Block

	No. points	Sold in lots of	Catalog Number	Weight oz (g)
Grey	-	10	AB1BC15035	9.77 (277.0)

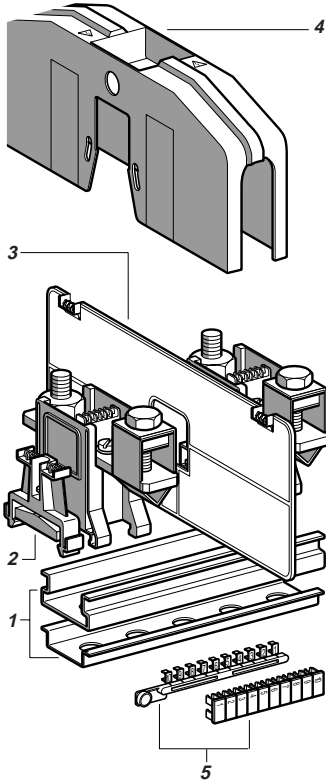
Accessories

2 Plastic end clamps	Width 8 mm on  or 	-	100	AB1AB8P35	0.21 (5.9)
2 Metal end clamps	Width 8 mm on  or 	-	100	AB1AB8M35	0.5 (14.0)
3 Partition plate (thickness 2.8 mm)	Grey 70 x 200 x 4.5 mm	-	50	AB1CT2	1.31 (37.0)
4 "Danger" live terminal covers	Yellow 93 x 194 x 42 mm	-	10	AB1CP2	3.17 (90.0)
5 Marking Accessories	See pages 79 and 80				



IEC Sectional Terminal Blocks, Type AB1 Terminal Blocks

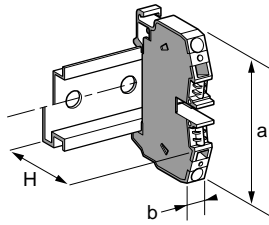
Screw Clamp Termination: Screw Lug and Clamp



Mounts on 35 mm DIN3 track $\frac{2.5}{32}$

Nominal c.s.a.

240 mm²



1.65" (42 mm) wide

AB1BC24035

1 Dimensions	Length a	4.02" (102 mm)
	Width b	1.65" (42 mm)
	Height with AM1ED $\frac{2.5}{32}$	3.94" (100 mm) or 4.35" (110.5 mm) with cover
	Height with AM1D $\frac{2.5}{32}$	3.64" (92.5 mm) or 4.06" (103 mm) with cover
Cabling c.s.a. in mm²	Stranded wire	35 - 240
	Solid wire	35 - 240
	Bolt	M12
Nominal Electrical Values	Bar	8 x 26 mm
	IEC 60947-7-1	1000 V / 8 kV / 3 - 415 A
	UL-Data (gauge, V, A)	0 AWG - 500 kcmil, 600 V, 375 A
	CSA-Data (gauge, V, A)	3/0 AWG - 500 kcmil, 600 V, 425 A
	UTE, category C	500 Vac, 500 Vdc
	VDE, group C	1000 Vac, 1200 Vdc, 453 A

Approvals

File E164359 CCN XCFR2,
 File 702070 Class 6228 01,
 CÉ, NEMKO, SEV, DNV, KEMA, LR, SKTC, BBJ

Terminal Block

	No. points	Sold in lots of	Catalog Number	Weight oz (g)
Grey	-	10	AB1BC24035	10.12 (287.0)

Accessories

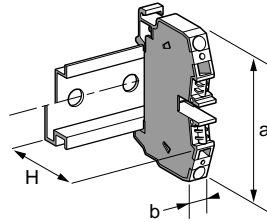
2 Plastic end clamps	Width 8 mm on $\frac{2.5}{32}$ or $\frac{3}{32}$	-	100	AB1AB8P35	0.21 (5.9)
2 Metal end clamps	Width 8 mm on $\frac{2.5}{32}$ or $\frac{3}{32}$	-	100	AB1AB8M35	0.5 (14.0)
3 Partition plate (thickness 2.8 mm)	Grey 70 x 200 x 4.5 mm	-	50	AB1CT2	1.31 (37.0)
4 "Danger" live terminal covers	Yellow 93 x 194 x 42 mm	-	10	AB1CP2	3.17 (90.0)
5 Marking Accessories					See pages 79 and 80



IEC Sectional Terminal Blocks, Type AB1 Terminal Blocks Screw Clamp Termination: Miniature Passthrough

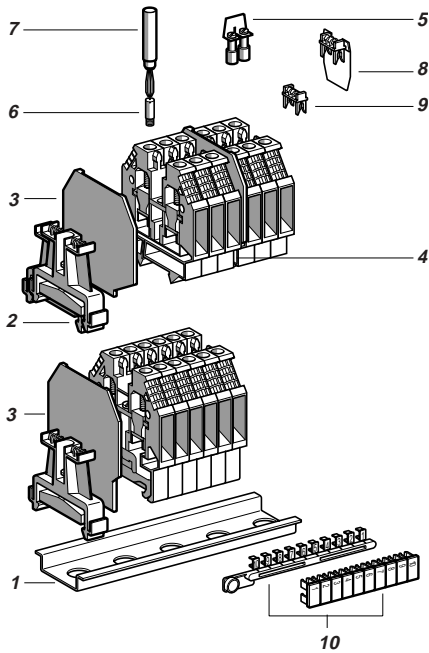
Mounts on 15 mm DIN2 track

Nominal c.s.a.	2.5 mm ²
----------------	---------------------



0.20" (5 mm) wide

AB1VV215●●



Dimensions	Length a	1.12" (28.5 mm)
	Width b	0.20" (5 mm)
	Height with AB1PC15	1.26" (32 mm)
Cabling c.s.a. in mm²	Stranded wire without cable end	0.5 - 2.5
	Stranded wire with cable end	0.5 - 1.5
	Solid wire	0.5 - 4
Nominal Electrical Values	IEC 60947-7-1	500 V / 6 kV / 3 - 24 A
	UL-Data	22 - 14 AWG, 150 V, 10 A
	CSA-Data (gauge, V, A)	22 - 12 AWG, 600 V, 25 A
	UTE, category C	500 Vac, 500 Vdc
	VDE, group C	500 Vac, 600 Vdc, 26 A

Approvals

File E164359 CCN XCFR2,
File 702070 Class 6228 01,
CE, VDE, DNV, FI, KEMA, DEMKO, ATEX, ASE

Terminal Blocks

	No. points	Sold in lots of	Catalog Number	Weight oz (g)
Grey	-	10	AB1VV215	0.15 (4.2)
Blue	-	100	AB1VV215BL	0.15 (4.2)

Accessories

1 Galvanized track, 15 x 1000 x 5 mm	-	10	AB1PC15	4.94 (140.0)	
2 Plastic end clamp Width 7.5 mm	-	100	AB1AB715	0.08 (2.2)	
3 End barrier Grey (thickness 1.5 mm)	-	50	AB1AC2	0.045 (1.3)	
4 Partition plate Grey (thickness 1.5 mm)	-	50	AB1AS2	0.059 (1.7)	
5 Jumper with screws	2 pole (non insulated)	2	50	AB1B22	0.056 (1.6)
	60 pole 'non insulated)	60	10	AB1B15	3.70 (105.0)
6 Test plug socket (Ø 2.3 mm)			50	AB1A2	0.018 (0.5)
7 Test plug (red)			50	AB1AT1	0.059 (1.7)
8 Yellow partition between jumpers	1	100	AB1CJ215	0.021 (0.6)	
9 Yellow protective cover, single point	1	100	AB1CA215	0.014 (0.4)	
10 Marking Accessories			See pages 79 and 80		

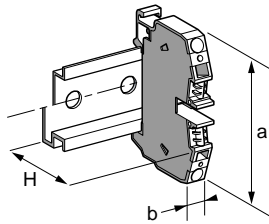


IEC Sectional Terminal Blocks, Type AB1 Terminal Blocks

Screw Clamp Termination: Miniature Passthrough

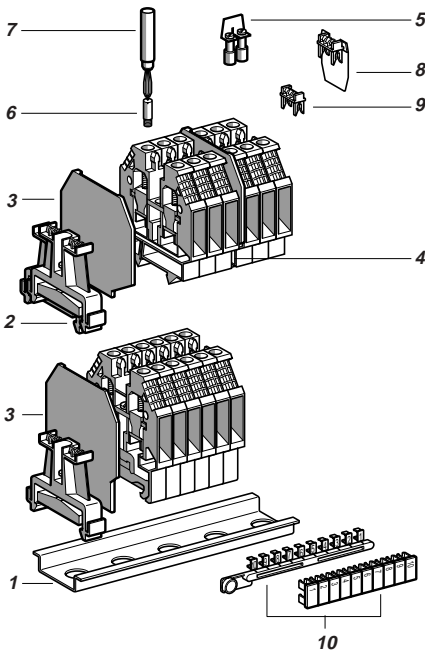
Mounts on 15 mm DIN2 track

Nominal c.s.a. **4 mm²**



0.24" (6 mm) wide

AB1VV415



Dimensions	Length	a	1.12" (28.5 mm)
	Width	b	0.24" (6 mm)
	Height with AB1PC15		1.26" (32 mm)
Cabling c.s.a. in mm²	Stranded wire without cable end		0.5 - 4
	Stranded wire with cable end		0.5 - 2.5
	Solid wire		0.5 - 6
Nominal Electrical Values	IEC 60947-7-1		500 V / 6 kV / 3 - 34 A
	UL-Data		22 - 14 AWG, 150 V, 10 A
	CSA-Data (gauge, V, A)		22 - 12 AWG
	UTE, category C		500 Vac, 500 Vdc
	VDE, group C		500 Vac, 600 Vdc, 34 A

Approvals

File E164359 CCN XCFR2,
File 702070 Class 6228 01,
CE, DEMKO, VDE, DNV, FI, KEMA

Terminal Blocks

	No. points	Sold in lots of	Catalog Number	Weight oz (g)
Grey	-	100	AB1VV415	0.19 (5.5)

Accessories

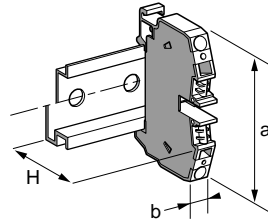
1 Galvanized track, 15 x 1000 x 5 mm	-	10	AB1PC15	4.94 (140.0)	
2 Plastic end clamp Width 7.5 mm	-	100	AB1AB715	0.08 (2.2)	
3 End barrier Grey (thickness 1.5 mm)	-	50	AB1AC2	0.045 (1.3)	
4 Partition plate Grey (thickness 1.5 mm)	-	50	AB1AS2	0.059 (1.7)	
5 Jumper with screws	2 pole (non insulated)	2	50	AB1B22	0.056 (1.6)
	60 pole 'non insulated)	60	10	AB1B15	3.70 (105.0)
6 Test plug socket (Ø 2.3 mm)		50	AB1A2	0.018 (0.5)	
7 Test plug (red)		50	AB1AT1	0.059 (1.7)	
8 Yellow partition between jumpers	1	100	AB1CJ3	0.021 (0.6)	
9 Yellow protective cover, single point	1	100	AB1CA3	0.014 (0.4)	
10 Marking Accessories	See pages 79 and 80				



IEC Sectional Terminal Blocks, Type AB1 Terminal Blocks Screw Clamp Termination: Miniature Passthrough

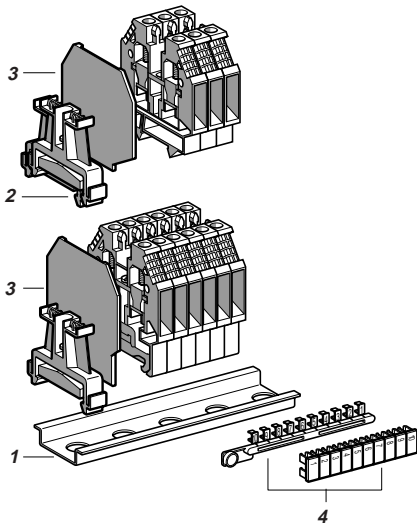
Mounts on 15 mm DIN2 track

Nominal c.s.a. **2.5 - 4 mm²**



0.24" (6 mm) wide

AB1TP215



Dimensions	Length	a	1.12" (28.5 mm)
	Width	b	0.24" (6 mm)
	Height with AB1PC15		1.26" (32 mm)
Cabling c.s.a. in mm²	Stranded wire without cable end		0.5 - 4
	Stranded wire with cable end		0.5 - 2.5
	Solid wire		0.5 - 6
Nominal Electrical Values	IEC 60947-7-1		500 V / 6 kV / 3 - 34 A
	UL-Data		22 - 14 AWG, 150 V, 10 A
	CSA-Data (gauge, V, A)		22 - 12 AWG
	UTE, category C		500 Vac, 500 Vdc
	VDE, group C		500 Vac, 600 Vdc, 34 A

Approvals

File E164359 CCN XCFR2,
File 702070 Class 6228 01,
CE, VDE, DNV, FI, KEMA, ASE, ATEX

Terminal Blocks

		No. points	Sold in lots of	Catalog Number	Weight oz (g)
Protective Earth	Green/Yellow	-	100	AB1TP215	0.41 (11.7)



Accessories

		No. points	Sold in lots of	Catalog Number	Weight oz (g)
1 Galvanized track	15 x 1000 x 5 mm	-	10	AB1PC15	4.94 (140.0)
2 Plastic end clamp	Width 7.5 mm	-	100	AB1AB715	0.08 (2.2)
3 End barrier	Grey (thickness 1.5 mm)	-	50	AB1CT215	0.07 (2.0)
4 Marking Accessories				See pages 79 and 80	

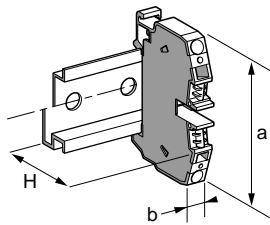


IEC Sectional Terminal Blocks, Type AB1 Terminal Blocks

Screw Clamp Termination: Front Connecting 10-Pole Block







Mounts on 35 mm DIN3 track  and 32 mm DIN1 track 

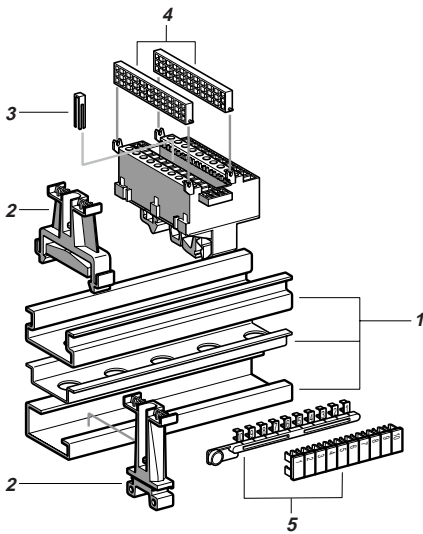
Nominal c.s.a. **2.5 mm²**



1.54" (39 mm) wide

AB1BV10235U






1 Dimensions	Length	a	2.57" (65.2 mm)
	Width	b	1.54" (39 mm)
	Height with AM1ED 		1.87" (47.6 mm)
	Height with AM1D 		1.58" (40.1 mm)
	Height with DZ5MB 		1.76" (44.6 mm)
Cabling c.s.a. in mm²	Stranded wire without cable end		0.5 - 2.5
	Stranded wire with cable end		0.5 - 1.5
	Solid wire		0.5 - 4
Nominal Electrical Values	IEC 60947-7-1		400 V / 6 kV / 3 - 20 A
	UL-Data		22-12 AWG, 300 V, 10 A
	CSA-Data		max. 12 AWG, 300 V, 10 A
	VDE, group C		380 Vac, 450 Vdc, 20 A
Approvals			 File E164359 CCN XCFR2,  File 702070 Class 6228 01,  , ASE



10-pole Terminal Blocks



	No. points	Sold in lots of	Catalog Number	Weight oz (g)
Grey	-	10	AB1BV10235U	2.57 (73)

Accessories

2 Plastic end clamps	Width 7.5 mm on 	-	100	AB1AB7P32	0.15 (4.2)
	Width 8 mm on 	-	100	AB1AB8P35	0.21 (5.9)
	Width 10 mm on 	-	100	AB1AB10M32	0.23 (6.5)
2 Metal end clamps	Width 10 mm on 	-	100	AB1AB8M35	0.5 (14.0)
	Width 8 mm on 	-	100	AB1DL02	0.018 (0.5)
3 Jumper between 2 consecutive poles		-	100	AB1DV02	0.07 (2.0)
4 Pivoting terminal cover		-	10		
5 Marking Accessories	See pages 79 and 80				

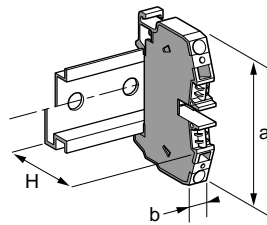


IEC Sectional Terminal Blocks, Type AB1 Terminal Blocks Screw Clamp Termination: Front Connecting 10-Pole Block

Mounts on 35 mm DIN3 track  and 32 mm DIN1 track 

Nominal c.s.a.




2.5 mm²






A- Fixed part 1.50" (38 mm) wide
B- Moving part 0.83" (21 mm) wide




AB1DV10235U

1 Dimensions

Length	a
Width	b
Height with AM1ED 	
Height with AM1D 	
Height with DZ5MB 	
Cabling c.s.a. in mm ²	Stranded wire without cable end
	Stranded wire with cable end
	Solid wire
Nominal Electrical Values	IEC 60947-7-1
	UL-Data
	CSA-Data
	VDE, group C

	A	B
Length	2.83" (72 mm)	
Width	1.50" (38 mm)	0.83" (21 mm)
Height with AM1ED 	1.91+" (48.5+ mm)	1.73" (44 mm)
Height with AM1D 	1.61+" (41+ mm)	1.73" (44 mm)
Height with DZ5MB 	1.81+" (46+ mm)	1.73" (44 mm)
Cabling c.s.a. in mm ²	Stranded wire without cable end	0.5 - 1.5
	Stranded wire with cable end	0.5 - 1.5
	Solid wire	0.5 - 2.5
Nominal Electrical Values	IEC 60947-7-1	400 V / 6 kV / 3 - 10 A
	UL-Data	300 V, 5 A
	CSA-Data	300 V, 5 A
	VDE, group C	380 Vac, 450 Vdc, 10 A





Approvals

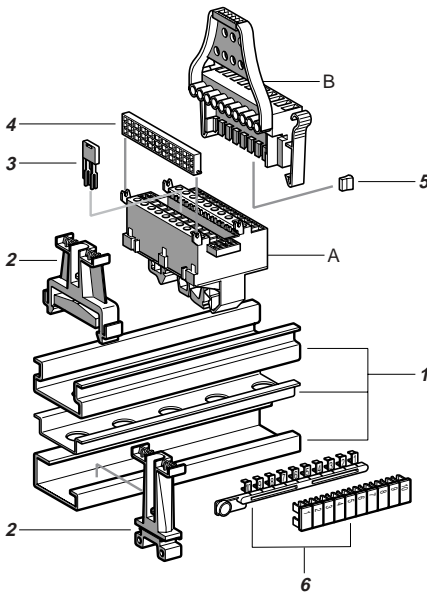
 File E164359 CCN XCFR2,
 File 702070 Class 6228 01,
 CE, ASE

10-pole Terminal Blocks

	No. points	Sold in lots of	Catalog Number	Weight oz (g)
Fixed part (A) grey	-	10	AB1DV10235U	1.66 (47)
Moving part (B) grey	-	10	AB1DVM10235U	0.74 (21)



Accessories

	No. points	Sold in lots of	Catalog Number	Weight oz (g)	
2 Plastic end clamps	Width 7.5 mm on 	-	100	AB1AB7P32	0.15 (4.2)
	Width 8 mm on 	-	100	AB1AB8P35	0.21 (5.9)
2 Metal end clamps	Width 10 mm on 	-	100	AB1AB10M32	0.23 (6.5)
	Width 8 mm on 	-	100	AB1AB8M35	0.5 (14.0)
3 Jumper between 2 consecutive poles	-	100	AB1DL021	0.018 (0.5)	
4 Pivoting terminal cover	-	10	AB1DV02	0.07 (2.0)	
5 Coding chip	-	10	AB1DV01	0.007 (0.2)	
6 Marking Accessories	See pages 79 and 80				

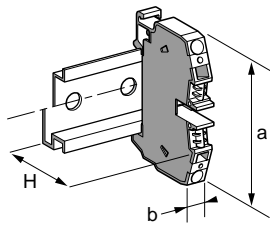


IEC Sectional Terminal Blocks, Type AB1 Terminal Blocks

Screw Clamp Termination: Front Connecting Plug-in Block







Mounts on 35 mm DIN3 track  and 32 mm DIN1 track 

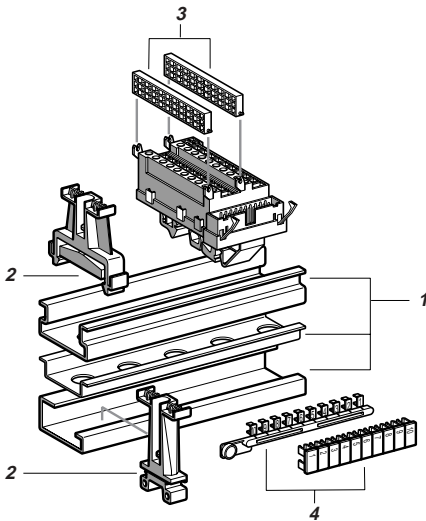
Nominal c.s.a. **2.5 mm²**



1.46" (37 mm) wide

AB1BCP20235U






1 Dimensions	Length	a	2.83" (72 mm)
	Width	b	1.46" (37 mm)
	Height with AM1ED 		1.87" (47.5 mm)
	Height with AM1D 		1.57" (40 mm)
	Height with DZ5MB 		1.75" (44.5 mm)
Cabling c.s.a. in mm²	Stranded wire without cable end		0.5 - 2.5
	Stranded wire with cable end		0.5 - 1.5
	Solid wire		0.5 - 4
Nominal Electrical Values	IEC 60947-7-1 (1)		400 V / 6 kV / 3-20 A
	UL-Data		22-12 AWG, 300 V, 10 A
	CSA-Data		22-12 AWG, 300 V, 10 A
	VDE, group C		60 Vac, 75 Vdc, 1 A
Approvals			 File E164359 CCN XCFR2,  File 702070 Class 6228 01,  ASE



Plug-in Terminal Block (for use with ribbon cables, 20-pole) (1)

	No. points	Sold in lots of	Catalog Number	Weight oz (g)
Grey	-	1	AB1BCP20235U	2.12 (60)

Accessories

2 Plastic end clamps	Width 7.5 mm on 	-	100	AB1AB7P32	0.15 (4.2)
	Width 8 mm on 	-	100	AB1AB8P35	0.21 (5.9)
	Width 10 mm on 	-	100	AB1AB10M32	0.23 (6.5)
2 Metal end clamps	Width 10 mm on 	-	100	AB1AB8M35	0.5 (14.0)
	Width 8 mm on 	-	10	AB1DV02	0.07 (2.0)
3 Pivoting metal cover		-	10	AB1DV02	0.07 (2.0)
4 Marking Accessories	See pages 79 and 80				

(1) DIN 41651 socket, not included.

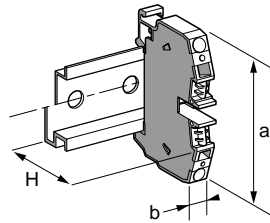


IEC Sectional Terminal Blocks, Type AB1 Terminal Blocks Screw Clamp Termination: Panel Mount Block

Panel Mount Block

Nominal c.s.a.

2.5 mm²

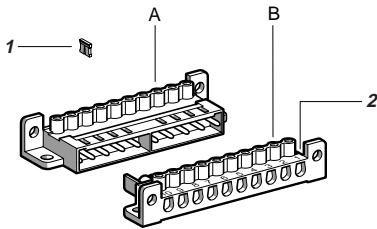


AB1BD10

Dimensions	Length	a	1.69" (43 mm)
	Width	b	3.62" (92 mm) (between centers (Ø 5): 83 x 25 mm)
	Height		0.67" (17 mm)
Cabling c.s.a. in mm²	Stranded wire without cable end		0.5 - 2.5
	Stranded wire with cable end		0.5 - 1.5
	Solid wire		0.5 - 4
Nominal Electrical Values	IEC 60947-7-1 (1)		400 V / 6 kV / 3
	UL-Data		22-12 AWG, 300 V, 20 A
	CSA-Data		22-14 AWG, 300 V, 16 A
	UTE, category C		
	VDE, group C		380 Vac, 450 Vdc, 16 A

Approvals

File E164359 CCN XCFR2,
File 702070 Class 6228 01,
CE, ASE



10-pole Terminal Block

	No. points	Sold in lots of	Catalog Number	Weight oz (g)
Male (A) (grey)	–	10	AB1BD101	1.20 (34.0)
Female (B) (grey)	–	10	AB1BD102	1.20 (34.0)

Accessories


1 Coding chip	–	100	AB1DT01	0.007 (0.2)
2 Marking Accessories (1)	See pages 79 and 80			

(1) Markings on terminal block (1 to 10).

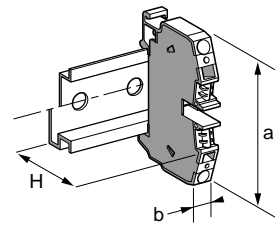


IEC Sectional Terminal Blocks, Type AB1 Terminal Blocks

Spring Clip Termination: Passthrough Block



Mounts on 35 mm DIN3 track 

Nominal c.s.a. 2.5 mm²



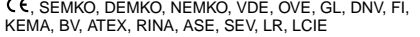


0.20" (5 mm) wide

AB1RR235U2●●

1 Dimensions	Length a	2.24" (57 mm)
	Width b	0.20" (5 mm)
	Height with AM1ED● 	1.96" (49.8 mm)
	Height with AM1D●● 	1.67" (42.3 mm)
Cabling c.s.a. in mm ²	Stranded wire without cable end	0.5 - 2.5
	Stranded wire with cable end	0.5 - 1.5
	Solid wire	0.5 - 4
Nominal Electrical Values	IEC 60947-7-1	800 V / 8 kV / 3 - 24 A
	UL-Data (gauge, V, A)	22 - 12 AWG, 600 V, 20 A
	CSA-Data (gauge, V, A)	24 - 12 AWG, 600 V, 25 A
	UTE, category C	500 Vac, 500 Vdc
	VDE, group C	750 Vac, 900 Vdc, 26 A



Approvals

 File E164359 CCN XCFR2,
 File 702070 Class 6228 01,


Terminal Blocks

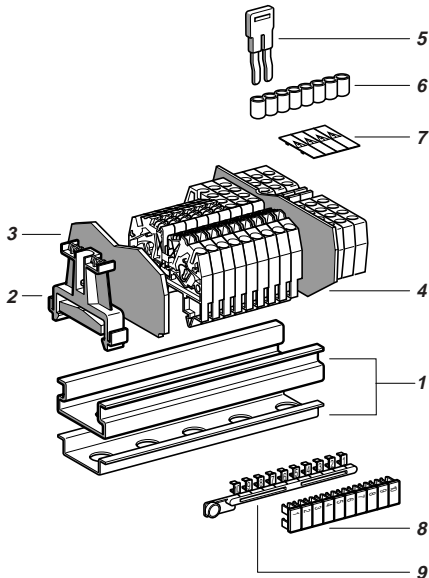
		No. points	Sold in lots of	Catalog Number	Weight oz (g)
	Grey	2	100	AB1RR235U2GR	0.24 (6.9)
	Blue	2	100	AB1RR235U2BL	0.24 (6.9)

Accessories

2 Plastic end clamps	Width 8 mm on 	-	100	AB1AB8P35	0.21 (5.9)
2 Metal end clamps	Width 8 mm on 	-	100	AB1AB8M35	0.5 (14.0)
3 End barriers (thickness 1.5 mm)	Grey	-	10	AB1RRAC242GR	0.11 (3.2)
	Blue	-	10	AB1RRAC242BL	0.11 (3.2)
4 Partition plate (thickness 1.5 mm)	Grey	-	10	AB1RRAS242GR	0.11 (3.2)
	Blue	-	10	AB1RRAS242BL	0.11 (3.2)
5 Insulated jumper comb	2 poles	-	10	AB1RRAL22	0.038 (1.1)
	3 poles	-	10	AB1RRAL23	0.056 (1.6)
	4 poles	-	10	AB1RRAL24	0.074 (2.1)
	5 poles	-	10	AB1RRAL25	0.10 (2.7)
	10 poles	-	20	AB1RRAL210	0.19 (5.4)
6 Wire entry guide strip	0.13 - 0.2 mm ² (White)	-	100	AB1RRGF01	0.021 (0.6)
	0.25 - 0.5 mm ² (Grey)	-	100	AB1RRGF02	0.021 (0.6)
	0.75 - 1 mm ² (Black)	-	100	AB1RRGF03	0.021 (0.6)
7 "Danger" live terminal covers		4	100	AB1RRCS2	0.007 (0.2)

8/9 Marking Accessories

See pages 79 and 80

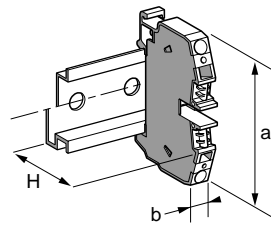


IEC Sectional Terminal Blocks, Type AB1 Terminal Blocks Spring Clip Termination: Passthrough Block

Mounts on 35 mm DIN3 track $\frac{2.5}{\text{mm}}$

Nominal c.s.a.

2.5 mm²



0.20" (5 mm) wide

AB1RR235U3●●

1 Dimensions	Length a	2.38" (60.5 mm)
	Width b	0.20" (5 mm)
	Height with AM1ED● $\frac{2.5}{\text{mm}}$	1.96" (49.8 mm)
	Height with AM1D● $\frac{2.5}{\text{mm}}$	1.67" (42.3 mm)
Cabling c.s.a. in mm²	Stranded wire without cable end	0.5 - 2.5
	Stranded wire with cable end	0.5 - 1.5
	Solid wire	0.5 - 4
Nominal Electrical Values	IEC 60947-7-1	800 V / 8 kV / 3 - 24 A
	UL-Data (gauge, V, A)	22 - 12 AWG, 600 V, 20 A
	CSA-Data (gauge, V, A)	24 - 12 AWG, 600 V, 25 A
	UTE, category C	500 Vac, 500 Vdc
	VDE, group C	750 Vac, 900 Vdc, 26 A

Approvals

File E164359 CCN XCFR2,
File 702070 Class 6228 01,
SEMKO, DEMKO, NEMKO, VDE, OVE, GL, DNV, FI,
KEMA, BV, ATEX, RINA, ASE, SEV, LR, LCIE

Terminal Blocks

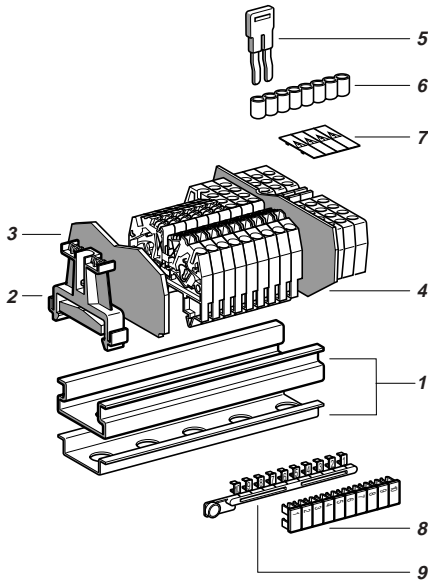
	No. points	Sold in lots of	Catalog Number	Weight oz (g)
Grey	3	100	AB1RR235U3GR	0.28 (7.9)
Blue	3	100	AB1RR235U3BL	0.28 (7.9)

Accessories

2 Plastic end clamps	Width 8 mm on $\frac{2.5}{\text{mm}}$ or $\frac{3.5}{\text{mm}}$	—	100	AB1AB8P35	0.21 (5.9)
2 Metal end clamps	Width 8 mm on $\frac{2.5}{\text{mm}}$ or $\frac{3.5}{\text{mm}}$	—	100	AB1AB8M35	0.5 (14.0)
3 End barriers (thickness 1.5 mm)	Grey	—	10	AB1RRAC243GR	0.13 (3.6)
	Blue	—	10	AB1RRAC243BL	0.13 (3.6)
4 Partition plate (thickness 1.5 mm)	Grey	—	10	AB1RRAS243GR	0.13 (3.6)
	Blue	—	10	AB1RRAS243BL	0.13 (3.6)
5 Insulated jumper comb	2 poles	—	10	AB1RRAL22	0.038 (1.1)
	3 poles	—	10	AB1RRAL23	0.056 (1.6)
	4 poles	—	10	AB1RRAL24	0.074 (2.1)
	5 poles	—	10	AB1RRAL25	0.10 (2.7)
	10 poles	—	20	AB1RRAL210	0.19 (5.4)
6 Wire entry guide strip	0.13 - 0.2 mm ² (White)	—	100	AB1RRGF01	0.021 (0.6)
	0.25 - 0.5 mm ² (Grey)	—	100	AB1RRGF02	0.021 (0.6)
	0.75 - 1 mm ² (Black)	—	100	AB1RRGF03	0.021 (0.6)
7 "Danger" live terminal covers		4	100	AB1RRCS2	0.007 (0.2)


8/9 Marking Accessories

See pages 79 and 80




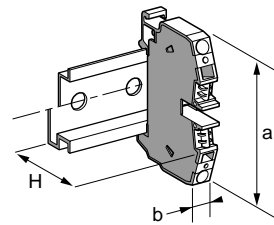
IEC Sectional Terminal Blocks, Type AB1 Terminal Blocks

Spring Clip Termination: Passthrough Block

Mounts on 35 mm DIN3 track 

Nominal c.s.a.



2.5 mm²





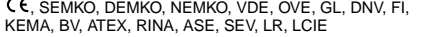
0.20" (5 mm) wide

AB1RR235U4●●

1 Dimensions

Length	a	3.01" (76.5 mm)
Width	b	0.20" (5 mm)
Height with AM1ED● 		1.96" (49.8 mm)
Height with AM1D●● 		1.67" (42.3 mm)
Cabling c.s.a. in mm ²	Stranded wire without cable end	0.5 - 2.5
	Stranded wire with cable end	0.5 - 1.5
	Solid wire	0.5 - 4
Nominal Electrical Values	IEC 60947-7-1	800 V / 8 kV / 3 - 24 A
	UL-Data (gauge, V, A)	22 - 12 AWG, 600 V, 20 A
	CSA-Data (gauge, V, A)	24 - 12 AWG, 600 V, 25 A
	UTE, category C	500 Vac, 500 Vdc
	VDE, group C	750 Vac, 900 Vdc, 26 A



Approvals

 File E164359 CCN XCFR2,
 File 702070 Class 6228 01,


Terminal Blocks

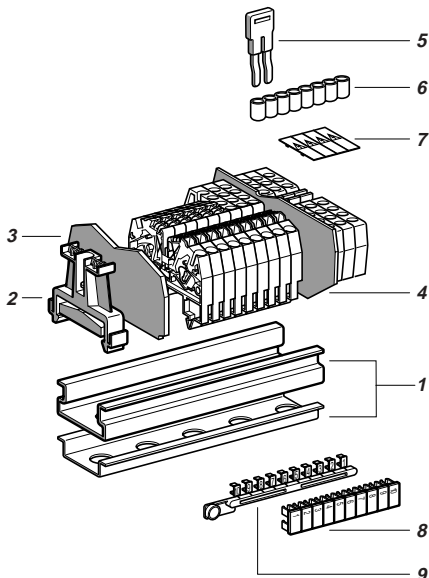
	No. points	Sold in lots of	Catalog Number	Weight oz (g)
Grey	4	100	AB1RR235U4GR	0.28 (8.0)
Blue	4	100	AB1RR235U4BL	0.28 (8.0)

Accessories

2 Plastic end clamps	Width 8 mm on 	–	100	AB1AB8P35	0.21 (5.9)
	Width 8 mm on 	–	100	AB1AB8M35	0.5 (14.0)
2 Metal end clamps	Grey	–	10	AB1RRAC244GR	0.16 (4.4)
	Blue	–	10	AB1RRAC244BL	0.16 (4.4)
3 End barriers (thickness 1.5 mm)	Grey	–	10	AB1RRAS244GR	0.16 (4.4)
	Blue	–	10	AB1RRAS244BL	0.16 (4.4)
4 Partition plate (thickness 1.5 mm)	Grey	–	10	AB1RRAL22	0.038 (1.1)
	Blue	–	10	AB1RRAL23	0.056 (1.6)
5 Insulated jumper comb	2 poles	–	10	AB1RRAL24	0.074 (2.1)
	3 poles	–	10	AB1RRAL25	0.10 (2.7)
	4 poles	–	10	AB1RRAL20	0.19 (5.4)
	5 poles	–	20	AB1RRGF01	0.021 (0.6)
	10 poles	–	100	AB1RRGF02	0.021 (0.6)
6 Wire entry guide strip	0.13 - 0.2 mm ² (White)	–	100	AB1RRGF03	0.021 (0.6)
	0.25 - 0.5 mm ² (Grey)	–	100	AB1RRCS2	0.007 (0.2)
	0.75 - 1 mm ² (Black)	–	100		
7 "Danger" live terminal covers		4	100		

8/9 Marking Accessories

See pages 79 and 80

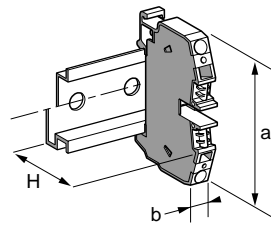


IEC Sectional Terminal Blocks, Type AB1 Terminal Blocks Spring Clip Termination: Passthrough Block

Mounts on 35 mm DIN3 track

Nominal c.s.a.

4 mm²



0.24" (6 mm) wide

AB1RR435U2●●

1 Dimensions	Length a	2.44" (57 mm)
	Width b	0.24" (6 mm)
	Height with AM1ED●	1.96" (49.8 mm)
	Height with AM1D●●	1.67" (42.3 mm)
Cabling c.s.a. in mm²	Stranded wire without cable end	0.5 - 4
	Stranded wire with cable end	0.5 - 2.5
	Solid wire	0.5 - 6
Nominal Electrical Values	IEC 60947-7-1	800 V / 8 kV / 3 - 24 A
	UL-Data (gauge, V, A)	22 - 10 AWG, 600 V, 30 A
	CSA-Data (gauge, V, A)	22 - 10 AWG, 600 V, 40 A
	UTE, category C	500 Vac, 500 Vdc
	VDE, group C	750 Vac, 900 Vdc, 35A

Approvals

File E164359 CCN XCFR2,
 File 702070 Class 6228 01,
 SEMKO, DEMKO, NEMKO, VDE, OVE, GL, DNV, FI,
 KEMA, BV, ATEX, RINA, ASE, SEV, LR, LCIE

Terminal Blocks

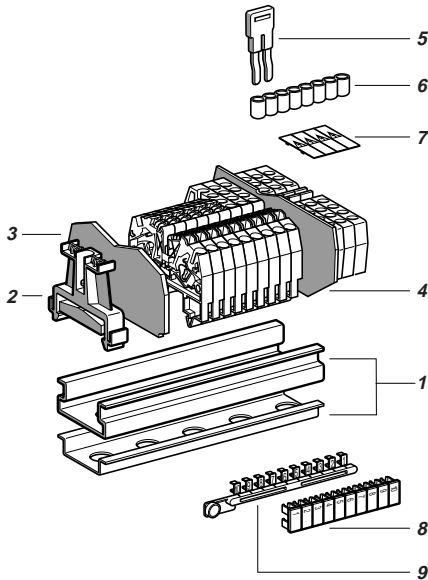
	No. points	Sold in lots of	Catalog Number	Weight oz (g)
Grey	2	100	AB1RR435U2GR	0.31 (8.8)
Blue	2	100	AB1RR435U2BL	0.31 (8.8)

Accessories

2 Plastic end clamps	Width 8 mm on	—	100	AB1AB8P35	0.21 (5.9)
2 Metal end clamps	Width 8 mm on	—	100	AB1AB8M35	0.5 (14.0)
3 End barriers (thickness 1.5 mm)	Grey	—	10	AB1RRAC242GR	0.11 (3.2)
	Blue	—	10	AB1RRAC242BL	0.11 (3.2)
4 Partition plate (thickness 1.5 mm)	Grey	—	10	AB1RRAS242GR	0.11 (3.2)
	Blue	—	10	AB1RRAS242BL	0.11 (3.2)
5 Insulated jumper comb	2 poles	—	10	AB1RRAL42	0.056 (1.6)
	3 poles	—	10	AB1RRAL43	0.08 (2.4)
	4 poles	—	10	AB1RRAL44	0.11 (3.2)
	5 poles	—	10	AB1RRAL45	0.14 (4.0)
	10 poles	—	20	AB1RRAL410	0.28 (8.0)
6 Wire entry guide strip	0.13 - 0.2 mm ² (White)	—	100	AB1RRGF01	0.021 (0.6)
	0.25 - 0.5 mm ² (Grey)	—	100	AB1RRGF02	0.021 (0.6)
	0.75 - 1 mm ² (Black)	—	100	AB1RRGF03	0.021 (0.6)
7 "Danger" live terminal covers		4	100	AB1RRCS4	0.011 (0.3)


8/9 Marking Accessories

See pages 79 and 80



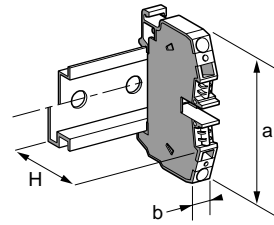
IEC Sectional Terminal Blocks, Type AB1 Terminal Blocks

Spring Clip Termination: Passthrough Block

Mounts on 35 mm DIN3 track 

Nominal c.s.a.



4 mm²



0.24" (6 mm) wide

AB1RR435U3●●

1 Dimensions

Length	a	2.38" (60.5 mm)
Width	b	0.24" (6 mm)
Height with AM1ED● 		1.96" (49.8 mm)
Height with AM1D●● 		1.67" (42.3 mm)




Cabling c.s.a. in mm²

Stranded wire without cable end	0.5 - 4
Stranded wire with cable end	0.5 - 2.5
Solid wire	0.5 - 6

Nominal Electrical Values

IEC 60947-7-1	800 V / 8 kV / 3 - 32 A
UL-Data (gauge, V, A)	22 - 10 AWG, 600 V, 30 A
CSA-Data (gauge, V, A)	22 - 10 AWG, 600 V, 40 A
UTE, category C	500 Vac, 500 Vdc
VDE, group C	750 Vac, 900 Vdc, 35A





Approvals

 File E164359 CCN XCFR2,
 File 702070 Class 6228 01,
 OVE, ASE, SEV, DNV

Terminal Blocks

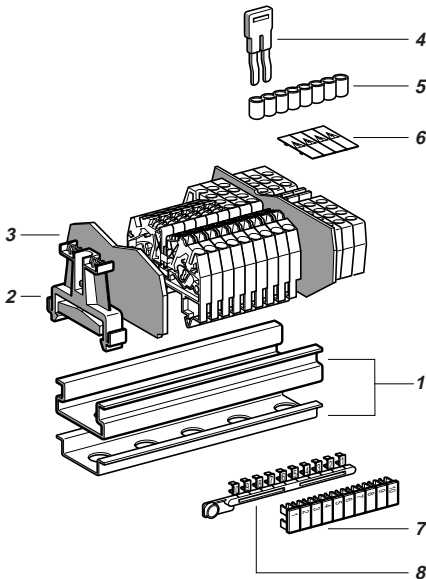
	No. points	Sold in lots of	Catalog Number	Weight oz (g)
Grey	3	100	AB1RR435U3GR	0.42 (12.0)
Blue	3	100	AB1RR435U3BL	0.42 (12.0)

Accessories


2 Plastic end clamps	Width 8 mm on  or 	–	100	AB1AB8P35	0.21 (5.9)
2 Metal end clamps	Width 8 mm on  or 	–	100	AB1AB8M35	0.5 (14.0)
3 End barriers (thickness 1.5 mm)	Grey	–	10	AB1RRAC443GR	0.14 (4.0)
	Blue	–	10	AB1RRAC443BL	0.14 (4.0)
4 Insulated jumper comb	2 poles	–	10	AB1RRAL42	0.056 (1.6)
	3 poles	–	10	AB1RRAL43	0.08 (2.4)
	4 poles	–	10	AB1RRAL44	0.11 (3.2)
	5 poles	–	10	AB1RRAL45	0.14 (4.0)
5 Wire entry guide strip	10 poles	–	20	AB1RRAL410	0.28 (8.0)
	0.13 - 0.2 mm ² (White)	–	100	AB1RRGF01	0.021 (0.6)
	0.25 - 0.5 mm ² (Grey)	–	100	AB1RRGF02	0.021 (0.6)
6 "Danger" live terminal covers	0.75 - 1 mm ² (Black)	–	100	AB1RRGF03	0.021 (0.6)
		4	100	AB1RRCS4	0.011 (0.3)

7/8 Marking Accessories

See pages 79 and 80

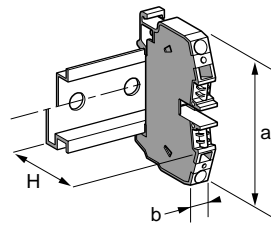


IEC Sectional Terminal Blocks, Type AB1 Terminal Blocks Spring Clip Termination: Passthrough Block

Mounts on 35 mm DIN3 track 

Nominal c.s.a.



6 mm²



0.31" (8 mm) wide

AB1RR635U2●●

1 Dimensions

Length	a	2.40" (61 mm)
Width	b	0.31" (8 mm)
Height with AM1ED● 		2.07" (52.6 mm)
Height with AM1D●● 		1.78" (45.1 mm)




Cabling c.s.a. in mm²

Stranded wire without cable end	0.5 - 6
Stranded wire with cable end	0.5 - 6
Solid wire	0.5 - 6

Nominal Electrical Values

IEC 60947-7-1	800 V / 8 kV / 3 - 41 A
UL-Data (gauge, V, A)	24 - 8 AWG, 600 V, 40 A
CSA-Data (gauge, V, A)	20 - 10 AWG, 600 V
UTE, category C	500 Vac, 500 Vdc
VDE, group C	750 Vac, 900 Vdc, 44 A





Approvals

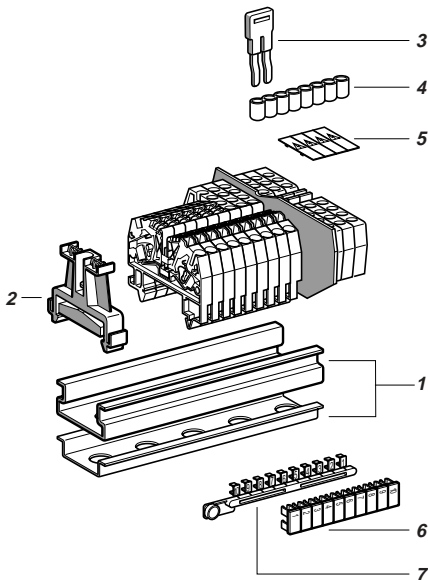
 File E164359 CCN XCFR2,
 File 702070 Class 6228 01,
 SEV

Terminal Blocks

	No. points	Sold in lots of	Catalog Number	Weight oz (g)
Grey	2	100	AB1RR635U2GR	0.56 (16.0)
Blue	2	100	AB1RR635U2BL	0.56 (16.0)


Accessories

2 Plastic end clamps	Width 8 mm on  or 	—	100	AB1AB8P35	0.21 (5.9)
2 Metal end clamps	Width 8 mm on  or 	—	100	AB1AB8M35	0.5 (14.0)
3 Insulated jumper comb	2 poles	—	10	AB1RRAL62	0.10 (2.7)
4 Wire entry guide strip	0.13 - 0.2 mm ² (White)	—	100	AB1RRGF01	0.021 (0.6)
	0.25 - 0.5 mm ² (Grey)	—	100	AB1RRGF02	0.021 (0.6)
	0.75 - 1 mm ² (Black)	—	100	AB1RRGF03	0.021 (0.6)
5 "Danger" live terminal covers		4	10	AB1RRCS6	0.038 (1.1)
6/7 Marking Accessories		See pages 79 and 80			



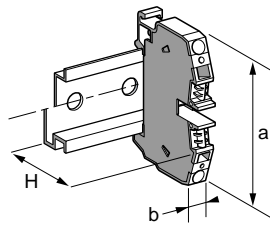
IEC Sectional Terminal Blocks, Type AB1 Terminal Blocks

Spring Clip Termination: Passthrough Block

Mounts on 35 mm DIN3 track 

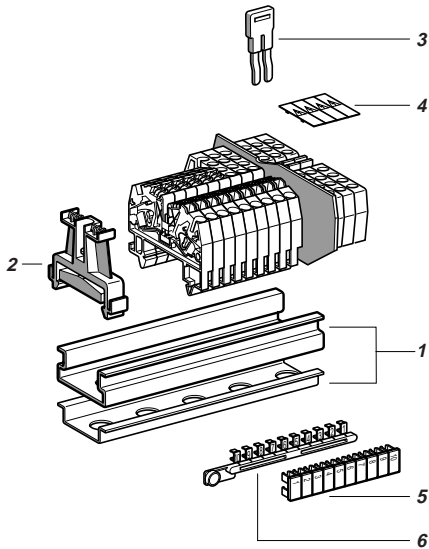
Nominal c.s.a.

10 mm²





0.39" (10 mm) wide

AB1RR1035U2●●



1 Dimensions

Length	a	2.76" (70 mm)
Width	b	0.39" (10 mm)
Height with AM1ED● 		2.17" (55 mm)
Height with AM1D●● 		1.87" (47.5 mm)




Cabling c.s.a. in mm²

Stranded wire without cable end	2.5 - 10
Stranded wire with cable end	2.5 - 10
Solid wire	2.5 - 10

Nominal Electrical Values

IEC 60947-7-1	800 V / 8 kV / 3 - 57 A
UL-Data (gauge, V, A)	24 - 6 AWG, 600 V, 55 A
CSA-Data (gauge, V, A)	14 - 8 AWG, 600 V
UTE, category C	500 Vac, 500 Vdc
VDE, group C	750 Vac, 900 Vdc, 63 A





Approvals

 File E164359 CCN XCFR2,
 File 702070 Class 6228 01,
 SEV, LR

Terminal Blocks

	No. points	Sold in lots of	Catalog Number	Weight oz (g)
Grey	2	50	AB1RR1035U2GR	0.85 (24.0)
Blue	2	50	AB1RR1035U2BL	0.85 (24.0)

Accessories

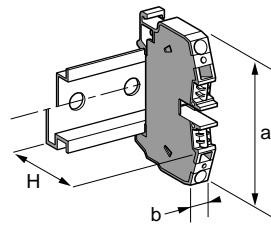
2 Plastic end clamps	Width 8 mm on  or 	—	100	AB1AB8P35	0.21 (5.9)
2 Metal end clamps	Width 8 mm on  or 	—	100	AB1AB8M35	0.5 (14.0)
3 Insulated jumper comb	2 poles	—	10	AB1RRAL102	0.22 (6.1)
4 "Danger" live terminal covers		4	10	AB1RRCS10	0.042 (1.2)
5/6 Marking Accessories		See pages 79 and 80			



IEC Sectional Terminal Blocks, Type AB1 Terminal Blocks Spring Clip Termination: Passthrough Block

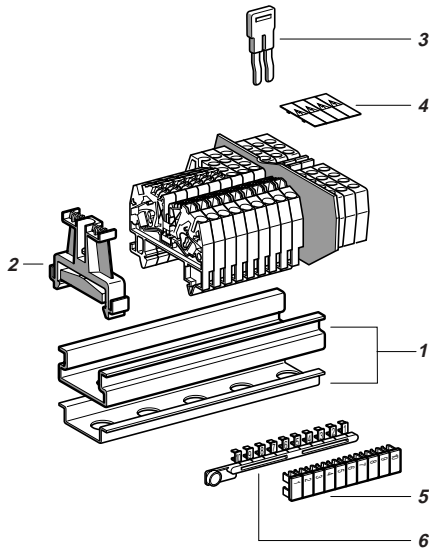
Mounts on 35 mm DIN3 track

Nominal c.s.a. **16 mm²**



0.47" (12 mm) wide

AB1RR1635U2●●



1 Dimensions	Length a	3.23" (82 mm)
	Width b	0.47" (12 mm)
	Height with AM1ED● 	2.17" (55.2 mm)
	Height with AM1D●● 	1.88" (47.7 mm)
Cabling c.s.a. in mm²	Stranded wire without cable end	4 - 16
	Stranded wire with cable end	4 - 16
	Solid wire	4 - 16
Nominal Electrical Values	IEC 60947-7-1	800 V / 8 kV / 3 - 76 A
	UL-Data (gauge, V, A)	24 - 4 AWG, 600 V, 75 A
	CSA-Data (gauge, V, A)	12 - 6 AWG, 600 V
	UTE, category C	500 Vac, 500 Vdc
	VDE, group C	750 Vac, 900 Vdc, 85 A
Approvals		File E164359 CCN XCFR2, File 702070 Class 6228 01, C, SEV

Terminal Blocks

	No. points	Sold in lots of	Catalog Number	Weight oz (g)
Grey	2	50	AB1RR1635U2GR	1.20 (34.0)
Blue	2	50	AB1RR1635U2BL	1.20 (34.0)

Accessories

	No. points	Sold in lots of	Catalog Number	Weight oz (g)
2 Plastic end clamps Width 8 mm on	-	100	AB1AB8P35	0.21 (5.9)
2 Metal end clamps Width 8 mm on	-	100	AB1AB8M35	0.5 (14.0)
3 Insulated jumper comb 2 poles	-	10	AB1RRAL162	0.35 (10.0)
4 "Danger" live terminal covers	4	10	AB1RRCS16	0.046 (1.3)
5/6 Marking Accessories	See pages 79 and 80			



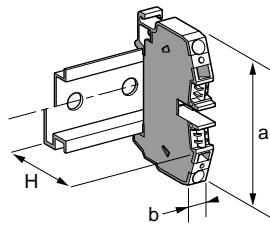
IEC Sectional Terminal Blocks, Type AB1 Terminal Blocks

Spring Clip Termination: Grounding Block

Mounts on 35 mm DIN3 track

Nominal c.s.a.



2.5 mm²



0.20" (5 mm) wide

AB1RRTP235U2

1 Dimensions

Length	a	2.44" (57 mm)
Width	b	0.20" (5 mm)
Height with 		1.96" (49.8 mm)
Height with 		1.67" (42.3 mm)




Cabling c.s.a. in mm²

Stranded wire without cable end	0.5 - 2.5
Stranded wire with cable end	0.5 - 1.5
Solid wire	0.5 - 4

Nominal Electrical Values

IEC 60947-7-1	800 V / 8 kV / 3 - 24 A
UL-Data (gauge, V, A)	22 - 12 AWG, 600 V, 20 A
CSA-Data (gauge, V, A)	24 - 12 AWG, 600 V, 25 A
UTE, category C	500 Vac, 500 Vdc
VDE, group C	750 Vac, 900 Vdc, 26 A





Approvals

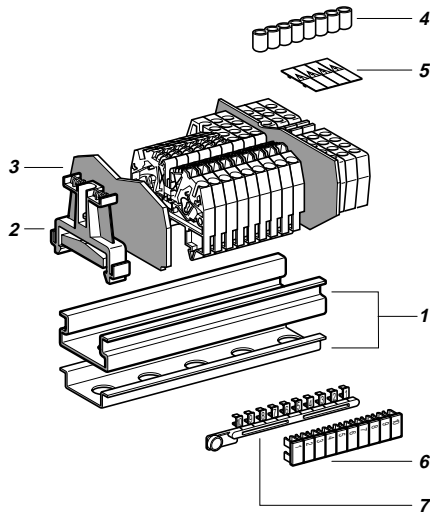
 File E164359 CCN XCFR2,
 File 702070 Class 6228 01,
 SEMKO, DEMKO, NEMKO, VDE, OVE, GL, DNV, FI,
 KEMA, BV, ATEX, RINA, ASE, SEV, LR, LCIE

Terminal Blocks

	No. points	Sold in lots of	Catalog Number	Weight oz (g)
Green/yellow	2	100	AB1RRTP235U2	0.45 (12.8)

Accessories

	Width	No. points	Sold in lots of	Catalog Number	Weight oz (g)
2 Plastic end clamps	Width 8 mm on  or 	-	100	AB1AB8P35	0.21 (5.9)
2 Metal end clamps	Width 8 mm on  or 	-	100	AB1AB8M35	0.5 (14.0)
3 End barriers	Green (thickness 1.5 mm)	-	10	AB1RRTPAC242	0.11 (3.2)
4 Wire entry guide strip	0.13 - 0.2 mm ² (White)	-	100	AB1RRGF01	0.021 (0.6)
	0.25 - 0.5 mm ² (Grey)	-	100	AB1RRGF02	0.021 (0.6)
4 "Danger" live terminal covers	0.75 - 1 mm ² (Black)	-	100	AB1RRGF03	0.021 (0.6)
		4	100	AB1RRCS2	0.007 (0.2)
6/7 Marking Accessories		See pages 79 and 80			


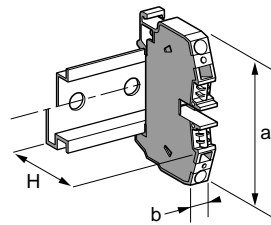


IEC Sectional Terminal Blocks, Type AB1 Terminal Blocks Spring Clip Termination: Grounding Block

Mounts on 35 mm DIN3 track

Nominal c.s.a.

2.5 mm²



0.20" (5 mm) wide

AB1RRTP235U4

1 Dimensions

Length	a	3.01" (76.5 mm)
Width	b	0.20" (5 mm)
Height with AM1ED		1.96" (49.8 mm)
Height with AM1D		1.67" (42.3 mm)

Cabling c.s.a. in mm²

Stranded wire without cable end	0.5 - 2.5
Stranded wire with cable end	0.5 - 1.5
Solid wire	0.5 - 4

Nominal Electrical Values

IEC 60947-7-1	800 V / 8 kV / 3 - 24 A
UL-Data (gauge, V, A)	22 - 12 AWG, 600 V, 20 A
CSA-Data (gauge, V, A)	24 - 12 AWG, 600 V, 25 A
UTE, category C	500 Vac, 500 Vdc
VDE, group C	750 Vac, 900 Vdc, 26 A

Approvals

File E164359 CCN XCFR2,
 File 702070 Class 6228 01,
 SEMKO, DEMKO, NEMKO, VDE, OVE, GL, DNV, FI,
 KEMA, BV, ATEX, RINA, ASE, SEV, LR, LCIE

Terminal Blocks

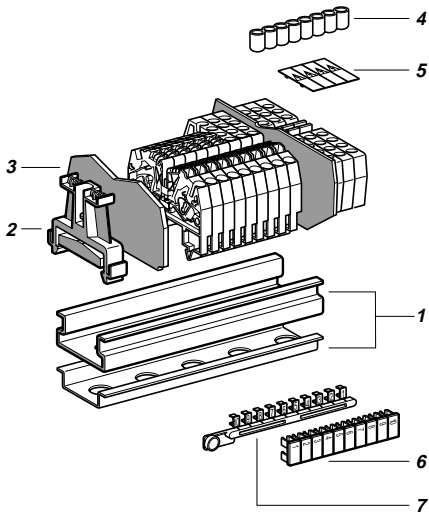
	No. points	Sold in lots of	Catalog Number	Weight oz (g)
Green/yellow	4	100	AB1RRTP235U4	0.57 (16.2)

Accessories

2 Plastic end clamps	Width 8 mm on	-	100	AB1AB8P35	0.21 (5.9)
2 Metal end clamps	Width 8 mm on	-	100	AB1AB8M35	0.5 (14.0)
3 End barriers	Green (thickness 1.5 mm)	-	10	AB1RRTPAC244	0.16 (4.4)
4 Wire entry guide strip	0.13 - 0.2 mm ² (White)	-	100	AB1RRGF01	0.021 (0.6)
	0.25 - 0.5 mm ² (Grey)	-	100	AB1RRGF02	0.021 (0.6)
	0.75 - 1 mm ² (Black)	-	100	AB1RRGF03	0.021 (0.6)
5 "Danger" live terminal covers		4	100	AB1RRCS2	0.007 (0.2)

6/7 Marking Accessories

See pages 79 and 80



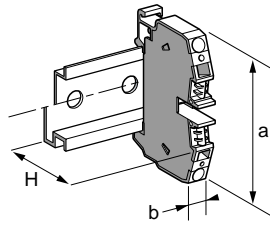
IEC Sectional Terminal Blocks, Type AB1 Terminal Blocks

Spring Clip Termination: Grounding Block

Mounts on 35 mm DIN3 track

Nominal c.s.a.



4 mm²



0.24" (6 mm) wide

AB1RRTP435U2

1 Dimensions

Length	a	2.24" (57 mm)
Width	b	0.24" (6 mm)
Height with AM1ED 		1.96" (49.8 mm)
Height with AM1D 		1.67" (42.3 mm)




Cabling c.s.a. in mm²

Stranded wire without cable end	0.5 - 4
Stranded wire with cable end	0.5 - 2.5
Solid wire	0.5 - 6

Nominal Electrical Values

IEC 60947-7-1	800 V / 8 kV / 3 - 32 A
UL-Data (gauge, V, A)	22 - 10 AWG, 600 V, 30 A
CSA-Data (gauge, V, A)	22 - 10 AWG, 600 V, 40 A
UTE, category C	500 Vac, 500 Vdc
VDE, group C	750 Vac, 900 Vdc, 35 A





Approvals

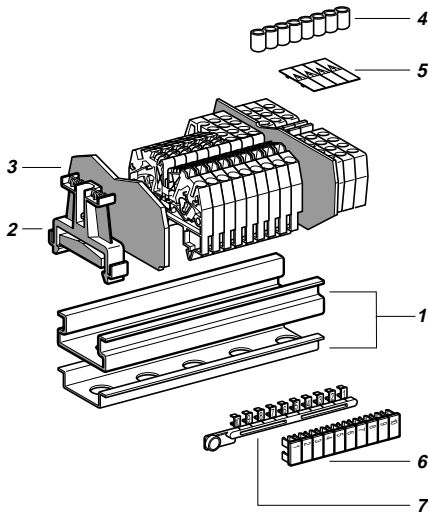
 File E164359 CCN XCFR2,
 File 702070 Class 6228 01,
 SEMKO, DEMKO, NEMKO, VDE, OVE, GL, DNV, FI,
 KEMA, BV, ATEX, RINA, ASE, SEV, LR, LCIE

Terminal Blocks

	No. points	Sold in lots of	Catalog Number	Weight oz (g)
Green/yellow	2	100	AB1RRTP435U2	0.52 (14.7)

Accessories

2 Plastic end clamps	Width 8 mm on  or 	–	100	AB1AB8P35	0.21 (5.9)
2 Metal end clamps	Width 8 mm on  or 	–	100	AB1AB8M35	0.5 (14.0)
3 End barriers	Green (thickness 1.5 mm)	–	10	AB1RRTPAC242	0.11 (3.2)
4 Wire entry guide strip	0.13 - 0.2 mm ² (White)	–	100	AB1RRGF01	0.021 (0.6)
	0.25 - 0.5 mm ² (Grey)	–	100	AB1RRGF02	0.021 (0.6)
	0.75 - 1 mm ² (Black)	–	100	AB1RRGF03	0.021 (0.6)
5 "Danger" live terminal covers		4	100	AB1RRCS4	0.007 (0.2)
6/7 Marking Accessories		See pages 79 and 80			


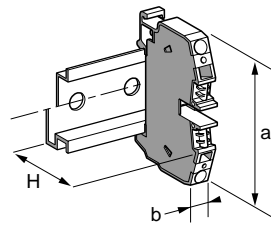


IEC Sectional Terminal Blocks, Type AB1 Terminal Blocks Spring Clip Termination: Grounding Block

Mounts on 35 mm DIN3 track






Nominal c.s.a.

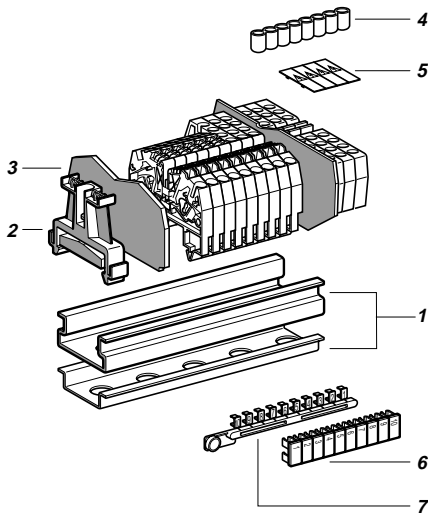
4 mm²



0.24" (6 mm) wide

AB1RRTP435U3




1 Dimensions	Length a	2.38" (60.5 mm)
	Width b	0.24" (6 mm)
	Height with AM1ED 	1.96" (49.8 mm)
	Height with AM1D 	1.67" (42.3 mm)
Cabling c.s.a. in mm ²	Stranded wire without cable end	0.5 - 4
	Stranded wire with cable end	0.5 - 2.5
	Solid wire	0.5 - 6
Nominal Electrical Values	IEC 60947-7-1	800 V / 8 kV / 3 - 32 A
	UL-Data (gauge, V, A)	22 - 10 AWG, 600 V, 30 A
	CSA-Data (gauge, V, A)	22 - 10 AWG, 600 V, 40 A
	UTE, category C	500 Vac, 500 Vdc
	VDE, group C	750 Vac, 900 Vdc, 35 A
Approvals		 File E164359 CCN XCFR2,  File 702070 Class 6228 01,  C, OVE, ASE, SEV, DNV



Terminal Blocks

	No. points	Sold in lots of	Catalog Number	Weight oz (g)
Green/yellow	3	100	AB1RRTP435U3	0.42 (12.0)

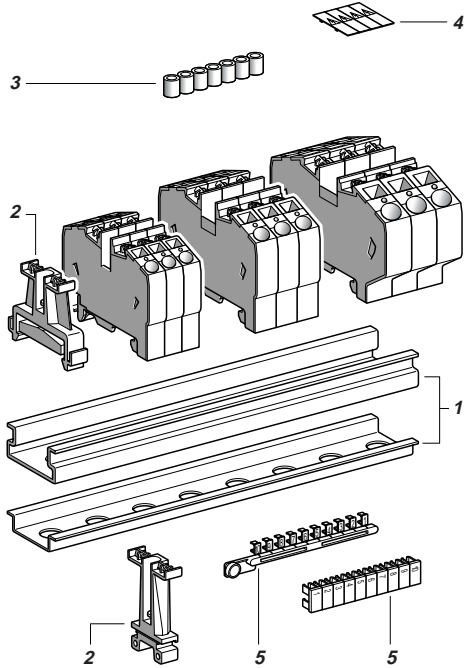
Accessories

		No. points	Sold in lots of	Catalog Number	Weight oz (g)
2 Plastic end clamps	Width 8 mm on 	-	100	AB1AB8P35	0.21 (5.9)
	Width 8 mm on 	-	100	AB1AB8M35	0.5 (14.0)
2 Metal end clamps	Width 8 mm on 	-	10	AB1RRTPAC243	0.14 (4.0)
	Green (thickness 1.5 mm)	-	100	AB1RRGF01	0.021 (0.6)
3 End barriers	0.13 - 0.2 mm ² (White)	-	100	AB1RRGF02	0.021 (0.6)
	0.25 - 0.5 mm ² (Grey)	-	100	AB1RRGF03	0.021 (0.6)
	0.75 - 1 mm ² (Black)	-	100	AB1RRCS4	0.011 (0.3)
4 Wire entry guide strip		4	100		
5 "Danger" live terminal covers		4	100		
6/7 Marking Accessories		See pages 79 and 80			



IEC Sectional Terminal Blocks, Type AB1 Terminal Blocks

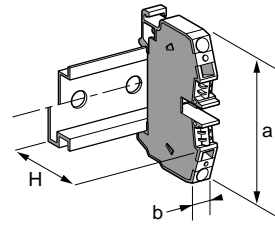
Spring Clip Termination: Grounding Block



Mounts on 35 mm DIN3 track $\frac{2.5}{\sim}$

Nominal c.s.a.

6 mm²



0.31" (8 mm) wide

AB1RRTP635U2

1 Dimensions

Length	a	2.40" (61 mm)
Width	b	0.31" (8 mm)
Height with AM1ED $\frac{2.5}{\sim}$		2.07" (52.6 mm)
Height with AM1D $\frac{2.5}{\sim}$		1.78" (45.1 mm)

Cabling c.s.a. in mm²

Stranded wire without cable end	0.5 - 6
Stranded wire with cable end	0.5 - 6
Solid wire	0.5 - 6

Nominal Electrical Values

IEC 60947-7-1	800 V / 8 kV / 3 - 41 A
UL-Data (gauge, V, A)	24 - 8 AWG, 600 V, 40 A
CSA-Data (gauge, V, A)	22 - 10 AWG, 600 V
UTE, category C	500 Vac, 500 Vdc
VDE, group C	750 Vac, 900 Vdc, 44A

Approvals

File E164359 CCN XCFR2,
File 702070 Class 6228 01,
SEV

Terminal Blocks

	No. points	Sold in lots of	Catalog Number	Weight oz (g)
Green/yellow	2	100	AB1RRTP635U2	0.88 (25.0)

Accessories

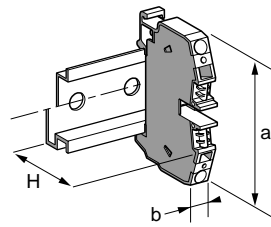
2 Plastic end clamps	Width 8 mm on $\frac{2.5}{\sim}$ or $\frac{2.5}{\sim}$	-	100	AB1AB8P35	0.21 (5.9)
2 Metal end clamps	Width 8 mm on $\frac{2.5}{\sim}$ or $\frac{2.5}{\sim}$	-	100	AB1AB8M35	0.50 (14.0)
3 Wire entry guide strip	0.13 - 0.2 mm ² (White)	-	100	AB1RRGF01	0.021 (0.6)
	0.25 - 0.5 mm ² (Grey)	-	100	AB1RRGF02	0.021 (0.6)
	0.75 - 1 mm ² (Black)	-	100	AB1RRGF03	0.021 (0.6)
4 "Danger" live terminal covers		4	10	AB1RRCS6	0.014 (0.4)
5 Marking Accessories					See pages 79 and 80



IEC Sectional Terminal Blocks, Type AB1 Terminal Blocks Spring Clip Termination: Grounding Block

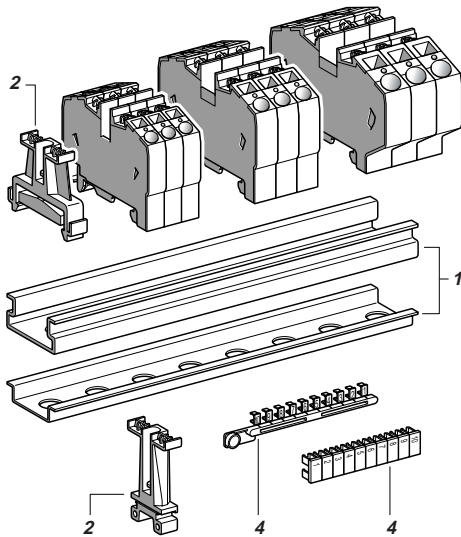
Mounts on 35 mm DIN3 track

Nominal c.s.a. **10 mm²**



0.39" (10 mm) wide

AB1RRTP1035U2



1 Dimensions

Length	a	2.76" (70 mm)
Width	b	0.39" (10 mm)
Height with AM1ED		2.17" (55 mm)
Height with AM1D		1.87" (47.5 mm)

Cabling c.s.a. in mm²

Stranded wire without cable end	2.5 - 10
Stranded wire with cable end	2.5 - 10
Solid wire	2.5 - 10

Nominal Electrical Values

IEC 60947-7-1	800 V / 8 kV / 3 - 57 A
UL-Data (gauge, V, A)	24 - 6 AWG, 600 V, 55 A
CSA-Data (gauge, V, A)	14 - 8 AWG, 600 V
UTE, category C	500 Vac, 500 Vdc
VDE, group C	750 Vac, 900 Vdc, 63 A

Approvals

File E164359 CCN XCFR2,
 File 702070 Class 6228 01,
 C, SEV

Terminal Blocks

	No. points	Sold in lots of	Catalog Number	Weight oz (g)
Green/yellow	2	50	AB1RRTP1035U2	1.13 (32.0)

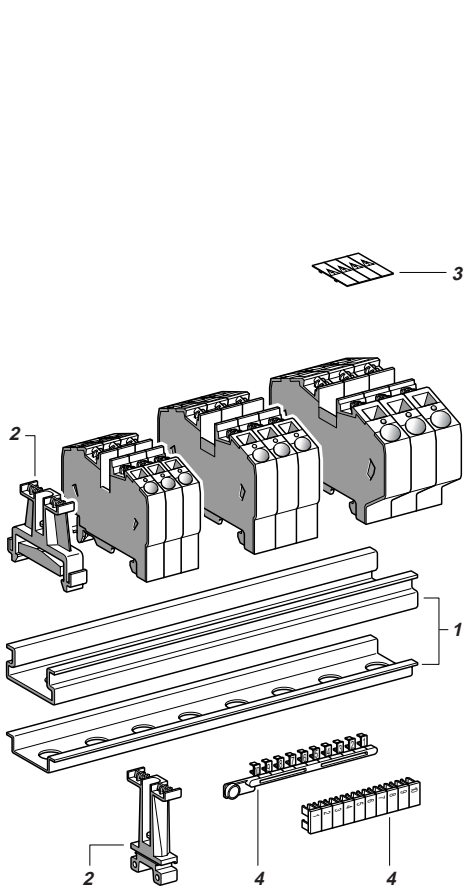
Accessories

2 Plastic end clamps	Width 8 mm on	—	100	AB1AB8P35	0.21 (5.9)
2 Metal end clamps	Width 8 mm on	—	100	AB1AB8M35	0.50 (14.0)
3 "Danger" live terminal covers		4	10	AB1RRCS10	0.028 (0.8)
4 Marking Accessories		See pages 79 and 80			



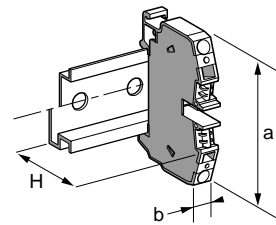
IEC Sectional Terminal Blocks, Type AB1 Terminal Blocks

Spring Clip Termination: Grounding Block



Mounts on 35 mm DIN3 track ± 0.5

Nominal c.s.a. **16 mm²**



0.47" (12 mm) wide

AB1RRTP1635U2

1 Dimensions	Length a	3.23" (82 mm)
	Width b	0.47" (12 mm)
	Height with AM1ED ± 0.5	2.17" (55.2 mm)
	Height with AM1D ± 0.5	1.88" (47.7 mm)
Cabling c.s.a. in mm²	Stranded wire without cable end	4 - 16
	Stranded wire with cable end	4 - 16
	Solid wire	4 - 16
Nominal Electrical Values	IEC 60947-7-1	800 V / 8 kV / 3 - 76 A
	UL-Data (gauge, V, A)	24 - 4 AWG, 600 V, 75 A
	CSA-Data (gauge, V, A)	12 - 6 AWG, 600 V
	UTE, category C	500 Vac, 500 Vdc
	VDE, group C	750 Vac, 900 Vdc, 85 A
Approvals	File E164359 CCN XCFR2, File 702070 Class 6228 01, SEV	

Terminal Blocks

	No. points	Sold in lots of	Catalog Number	Weight oz (g)
Green/yellow	2	50	AB1RRTP1635U2	1.62 (46.0)

Accessories

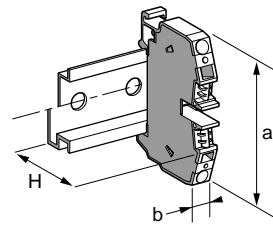
	Width 8 mm on ± 0.5 or ± 0.5			
2 Plastic end clamps	Width 8 mm on ± 0.5 or ± 0.5	–	100	AB1AB8P35 0.21 (5.9)
2 Metal end clamps	Width 8 mm on ± 0.5 or ± 0.5	–	100	AB1AB8M35 0.50 (14.0)
3 "Danger" live terminal covers		4	10	AB1RRCS16 0.042 (1.2)
4 Marking Accessories		See pages 79 and 80		



IEC Sectional Terminal Blocks, Type AB1 Terminal Blocks Spring Clip Termination: Disconnect Block



Mounts on 35 mm DIN3 track

Nominal c.s.a. 4 mm²





0.24" (6 mm) wide

AB1RRSC435UGR

1 Dimensions	Length	a	2.85" (72.5 mm)
	Width	b	0.24" (6 mm)
	Height with AM1ED 		1.96" (49.8 mm) + open switch, Knife switch 0.44" (11.2 mm)
	Height with AM1D 		1.67" (42.3 mm) + open switch, Knife switch 0.44" (11.2 mm)
Cabling c.s.a. in mm ²	Stranded wire without cable end		0.5 - 4
	Stranded wire with cable end		0.5 - 2.5
	Solid wire		0.5 - 6
Nominal Electrical Values	IEC 60947-7-1		800 V / 8 kV / 3 - 16 A
	UL-Data (gauge, V, A)		22 - 10 AWG, 600 V, 20 A
	CSA-Data (gauge, V, A)		22 - 10 AWG, 600 V, 20 A
	UTE, category C		500 Vac, 500 Vdc
	VDE, group C		750 Vac, 900 Vdc, 18 A



Approvals

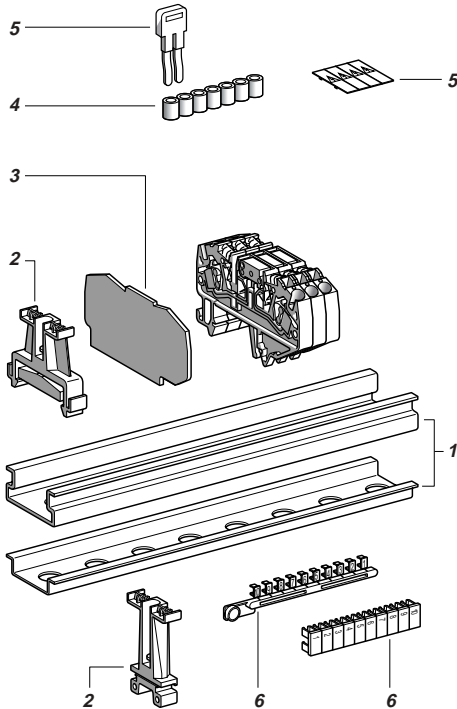
 File E164359 CCN XCFR2,
 File 702070 Class 6228 01,
CE

Terminal Blocks

	No. points	Sold in lots of	Catalog Number	Weight oz (g)
Grey	2	100	AB1RRSC435UGR	0.39 (11.0)

Accessories

2 Plastic end clamps	Width 8 mm on 	–	100	AB1AB8P35	0.21 (5.9)
2 Metal end clamps	Width 8 mm on 	–	100	AB1AB8M35	0.50 (14.0)
3 End barriers (thickness 1.5 mm)	Grey	–	10	AB1RRSCAC4	0.16 (4.4)
5 Insulated jumper comb	2 poles	–	10	AB1RRAL42	0.056 (1.6)
	3 poles	–	10	AB1RRAL43	0.08 (2.4)
	4 poles	–	10	AB1RRAL44	0.11 (3.2)
	5 poles	–	10	AB1RRAL45	0.14 (4.0)
	10 poles	–	20	AB1RRAL410	0.28 (8.0)
4 Wire entry guide strip	0.13 - 0.2 mm ² (White)	–	100	AB1RRGF01	0.021 (0.6)
	0.25 - 0.5 mm ² (Grey)	–	100	AB1RRGF02	0.021 (0.6)
	0.75 - 1 mm ² (Black)	–	100	AB1RRGF03	0.021 (0.6)
5 "Danger" live terminal covers		4	100	AB1RRCS4	0.011 (0.3)
6 Marking Accessories		See pages 79 and 80			


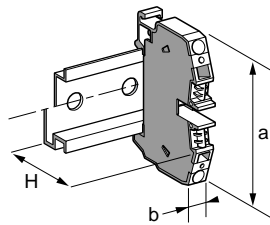


IEC Sectional Terminal Blocks, Type AB1 Terminal Blocks

Spring Clip Termination: Disconnect Block (Removable Holder) for Diode or Cylindrical Fuse

Mounts on 35 mm DIN3 track ± 0.5

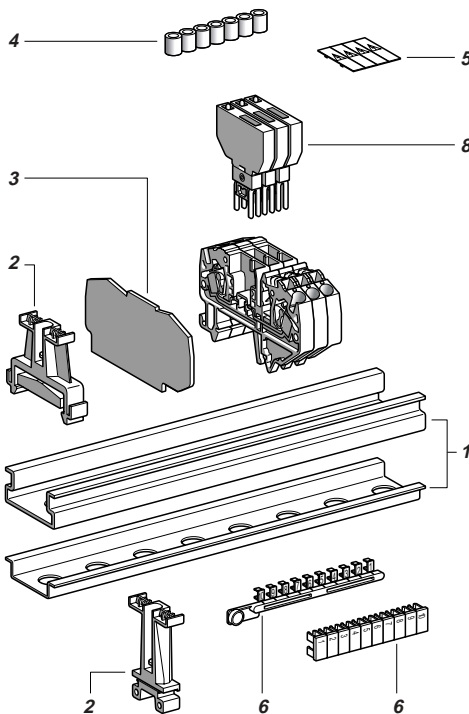
Nominal c.s.a. 4 mm²



0.24" (6 mm) wide

AB1RRSF435U

1 Dimensions	Length	a	2.74" (69.5 mm)
	Width	b	0.24" (6 mm)
	Height with AM1ED ± 0.5		1.96" (49.8 mm) + carrier 0.75" (19 mm)
	Height with AM1D ± 0.5		1.67" (42.3 mm) + carrier 0.75" (19 mm)
Cabling c.s.a. in mm²	Stranded wire without cable end		0.5 - 4
	Stranded wire with cable end		0.5 - 2.5
	Solid wire		0.5 - 6
Nominal Electrical Values (1), (2)	IEC 60947-7-1		800 V / 8 kV / 3 - 16 A
	UL-Data (gauge, V, A)		22 - 12 AWG, 300 V, 10 A
	CSA-Data		22 - 10 AWG, 250 V, 6.3 A
	UTE, category C		500 Vac, 500 Vdc
	VDE, group C		750 Vac, 900 Vdc, 10 A
Approvals	File E164359 CCN XCFR2, File 702070 Class 6228 01, CE		



Terminal Blocks Removable Holder

		No. points	Sold in lots of	Catalog Number	Weight oz (g)
8 Removable holder	Grey	2	100	AB1RRSF435U	0.35 (9.8)
	For diode or resistor	-	100	AB1SV1	0.16 (4.5)
	With diode 1N4007.1	-	100	AB1SV2	0.16 (4.5)
8 Removable holder, 5 x 20 mm fuse	Fuse only	-	100	AB1SF520	0.16 (4.5)
	With 24 V red LED	-	100	AB1SF520B	0.16 (4.5)
	With 220 V red LED	-	100	AB1SF520M	0.16 (4.5)

Accessories

		No. points	Sold in lots of	Catalog Number	Weight oz (g)
2 Plastic end clamps	Width 8 mm on ± 0.5 or ± 0.5	-	100	AB1AB8P35	0.21 (5.9)
	Width 8 mm on ± 0.5 or ± 0.5	-	100	AB1AB8M35	0.50 (14.0)
2 Metal end clamps	Width 8 mm on ± 0.5 or ± 0.5	-	100	AB1RRPS4	0.11 (3.2)
3 End barriers	Grey (thickness 1.5 mm)	-	10	AB1RRGF01	0.021 (0.6)
	0.13 - 0.2 mm ² (White)	-	100	AB1RRGF02	0.021 (0.6)
	0.25 - 0.5 mm ² (Grey)	-	100	AB1RRGF03	0.021 (0.6)
4 Wire entry guide strip	0.13 - 0.2 mm ² (White)	-	100	AB1RRGF01	0.021 (0.6)
	0.25 - 0.5 mm ² (Grey)	-	100	AB1RRGF02	0.021 (0.6)
	0.75 - 1 mm ² (Black)	-	100	AB1RRGF03	0.021 (0.6)
5 "Danger" live terminal covers		4	100	AB1RRCSD4	0.011 (0.3)
	0.125 A	-	10	ABE7FU012	0.04 (1.13)
	0.5 A	-	10	ABE7FU050	0.04 (1.13)
	1 A	-	10	ABE7FU100	0.04 (1.13)
	2 A	-	10	ABE7FU200	0.04 (1.13)
	4 A	-	10	ABE7FU400	0.04 (1.13)
	6.3 A	-	10	ABE7FU630	0.04 (1.13)

6 Marking Accessories See pages 79 and 80

Characteristics of Holder

Nominal voltage	Nominal current (Power loss 1.5 W)	
	Single terminal	Side by Side mounting
250 V	6.3 A	4 A

Characteristics of blown fuse indicators

AB1SF520B	Current consumption	AB1SF520M	Current consumption
24 V	10.3 mA	220 - 250 V	0.3 mA


(1) The voltage/current carrying capacity is determined by the component (fuse and/or diode) used.

(2) Repetitive peak reverse voltage for diodes is 1000 V.

(3) Fuses and diodes not included, except for **AB1SV2**.

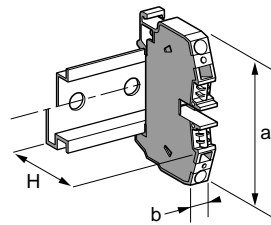


IEC Sectional Terminal Blocks, Type AB1 Terminal Blocks Spring Clip Termination: 2 Tier Block

Mounts on 35 mm DIN3 track 

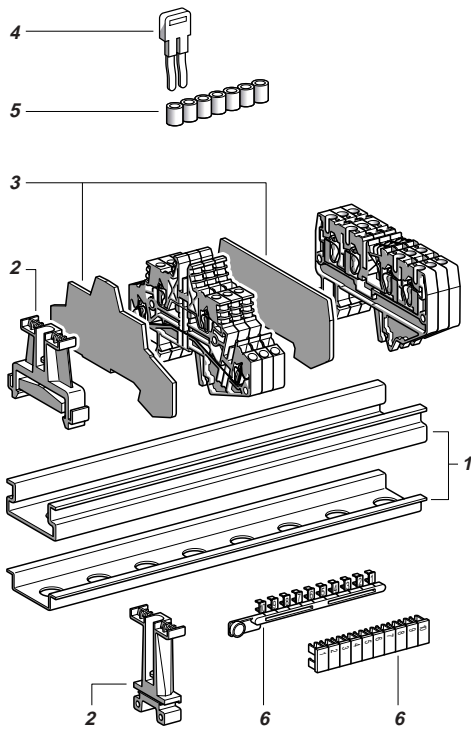
Nominal c.s.a.

1.5 mm²





0.20" (5 mm) wide

AB1RRET1535UGR



1 Dimensions

Length	a	3.28" (83.35 mm)
Width	b	0.20" (5 mm)
Height with AM1ED 		2.32" (59 mm)
Height with AM1D 		2.01" (51 mm)



Cabling c.s.a. in mm²

Stranded wire without cable end	0.13 - 1.5
Stranded wire with cable end	—
Solid wire	0.13 - 1.5

Nominal Electrical Values

IEC 60947-7-1	400 V / 6 kV / 3 - 17.5 A
UL-Data (gauge, V, A)	30 - 14 AWG, 300 V, 15 A
CSA-Data (gauge, V, A)	24 - 14 AWG, 300 V
UTE, category C	300 Vac, 300 Vdc
VDE, group C	500 Vac, 750 Vdc, 16 A





Approvals

 File E164359 CCN XCFR2,
 File 702070 Class 6228 01,
C E

Terminal Blocks

	No. points	Sold in lots of	Catalog Number	Weight oz (g)
Grey	2 / 2	100	AB1RRET1535UGR	0.39 (11.0)

Accessories

2 Plastic end clamps	Width 8 mm on  or 	—	100	AB1AB8P35	0.21 (5.9)
2 Metal end clamps	Width 8 mm on  or 	—	100	AB1AB8M35	0.50 (14.0)
3 End barriers	Grey (thickness 1.5 mm)	—	10	AB1RRETAC15	0.15 (4.3)
4 Insulated jumper comb	2 poles	—	10	AB1RRAL22	0.039 (1.1)
	3 poles	—	10	AB1RRAL23	0.056 (1.6)
	4 poles	—	10	AB1RRAL24	0.07 (2.1)
	5 poles	—	10	AB1RRAL25	0.10 (2.7)
5 Wire entry guide strip	0.13 - 0.2 mm ² (White)	—	100	AB1RRGF01	0.021 (0.6)
	0.25 - 0.5 mm ² (Grey)	—	100	AB1RRGF02	0.021 (0.6)
	6 Marking Accessories	See pages 79 and 80			

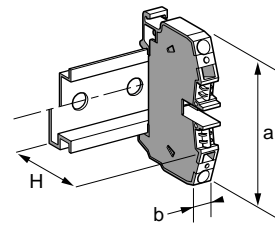


IEC Sectional Terminal Blocks, Type AB1 Terminal Blocks

Spring Clip Termination: 2 Tier Block

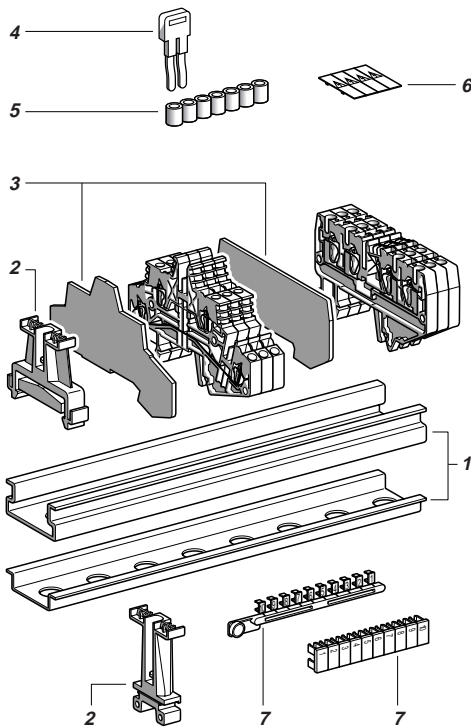
Mounts on 35 mm DIN3 track

Nominal c.s.a.	2.5 mm ²
----------------	---------------------





0.20" (5 mm) wide

AB1RRET2535UNO



1 Dimensions

Length	a	3.01" (76.5 mm)
Width	b	0.20" (5 mm)
Height with AM1ED 		2.36" (60 mm)
Height with AM1D 		2.07" (52.5 mm)




Cabling c.s.a. in mm²

Stranded wire without cable end	0.5 - 2.5
Stranded wire with cable end	0.5 - 1.5
Solid wire	0.5 - 4

Nominal Electrical Values

IEC 60947-7-1	800 V / 8 kV / 3 - 24 A
UL-Data (gauge, V, A)	22 - 12 AWG, 600 V, 20 A
CSA-Data (gauge, V, A)	24 - 12 AWG, 600 V, 25 A
UTE, category C	500 Vac, 500 Vdc
VDE, group C	750 Vac, 900 Vdc, 26 A





Approvals

 File E164359 CCN XCFR2,
 File 702070 Class 6228 01,
 SEMKO, DEMKO, NEMKO, GL, OVE, ASE, SEV,
 ATEX, DNV, KEMA, FI, LR, LCIE, BV, RINA

Terminal Blocks

	No. points	Sold in lots of	Catalog Number	Weight oz (g)
Black	2 / 2	100	AB1RRET2535UNO	0.42 (12.0)

Accessories


	No. points	Sold in lots of	Catalog Number	Weight oz (g)
2 Plastic end clamps	Width 8 mm on  or 	100	AB1AB8P35	0.21 (5.9)
2 Metal end clamps	Width 8 mm on  or 	100	AB1AB8M35	0.50 (14.0)
3 End barriers	Grey (thickness 1.5 mm)	10	AB1RRAC244GR	0.16 (4.4)
4 Insulated jumper comb	2 poles	10	AB1RRAL22	0.039 (1.1)
	3 poles	10	AB1RRAL23	0.056 (1.6)
	4 poles	10	AB1RRAL24	0.07 (2.1)
	5 poles	10	AB1RRAL25	0.10 (2.7)
5 Wire entry guide strip	10 poles	20	AB1RRAL210	0.19 (5.4)
	0.13 - 0.2 mm ² (White)	100	AB1RRGF01	0.021 (0.6)
	0.25 - 0.5 mm ² (Grey)	100	AB1RRGF02	0.021 (0.6)
6 "Danger" live terminal covers	0.75 - 1 mm ² (Black)	100	AB1RRCF03	0.021 (0.6)
		100	AB1RRCS2	0.007 (0.2)

7 Marking Accessories

See pages 79 and 80

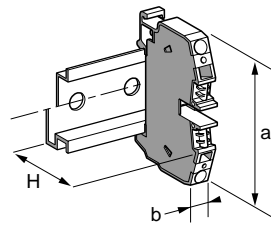


IEC Sectional Terminal Blocks, Type AB1 Terminal Blocks Insulation Displacement Connector: Passthrough Block

Mounts on 35 mm DIN3 track 

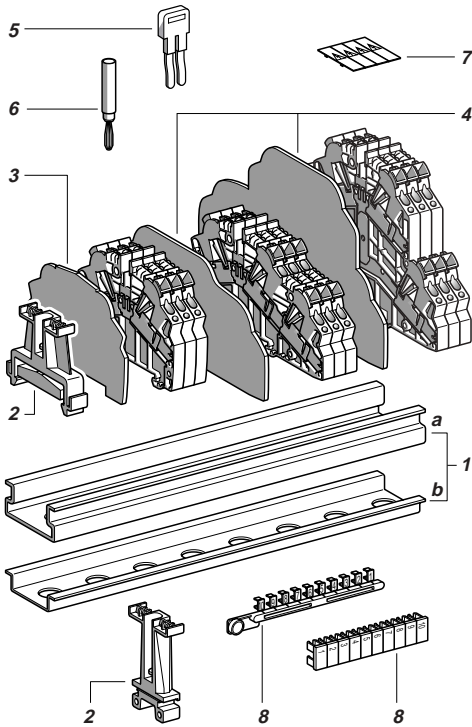
Nominal c.s.a.

1 mm²





0.20" (5 mm) wide




AB1AA135U2●●



1 Dimensions

Length	a	2.64" (67 mm)
Width	b	0.20" (5 mm)
Height with AM1ED● 		2.26" (57.5 mm)
Height with AM1D●● 		1.97" (50 mm)
Cabling c.s.a. in mm ²	Stranded wire without cable end	0.2 - 1
	Solid wire	0.2 - 1
Nominal Electrical Values	IEC 60947-7-1	800 V / 8 kV / 3 - 13.5 A
	UL-Data (gauge, V, A)	30 - 18 AWG, 600 V, 13 A
	CSA-Data (gauge, V, A)	24 - 18 AWG, 600 V, 7 A





Approvals

 File E164359 CCN XCFR2,
 File 702070 Class 6228 01,
 KEMA

Terminal Blocks

	No. points	Sold in lots of	Catalog Number	Weight oz (g)
Grey	2	100	AB1AA135U2GR	0.44 (12.6)
Blue	2	100	AB1AA135U2BL	0.44 (12.6)

Accessories

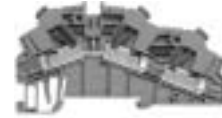
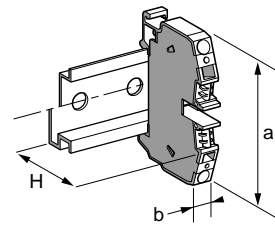
2 Plastic end clamps	Width 8 mm on  or 	—	100	AB1AB8P35	0.21 (5.9)	
2 Metal end clamps	Width 8 mm on  or 	—	100	AB1AB8M35	0.50 (14.0)	
3 End barriers (thickness 1.5 mm)	Grey	—	10	AB1AAAC122GR	0.16 (4.4)	
	Blue	—	10	AB1AAAC122BL	0.16 (4.4)	
4 Partition plate (thickness 1.5 mm)	Grey	—	10	AB1AAAS122GR	0.11 (3.2)	
	Blue	—	10	AB1AAAS122BL	0.11 (3.2)	
5 Insulated jumper comb	2 poles	—	10	AB1RRAL22	0.039 (1.1)	
	3 poles	—	10	AB1RRAL23	0.056 (1.6)	
	4 poles	—	10	AB1RRAL24	0.07 (2.1)	
	5 poles	—	10	AB1RRAL25	0.10 (2.7)	
	10 poles	—	20	AB1RRAL210	0.19 (5.4)	
6 Test plug (red)		—	50	AB1AT1	0.059 (1.7)	
7 "Danger" live terminal covers		—	4	10	AB1AACS1JA	0.014 (0.4)
8 Marking Accessories		See pages 79 and 80				



IEC Sectional Terminal Blocks, Type AB1 Terminal Blocks Insulation Displacement Connector: Passthrough Block

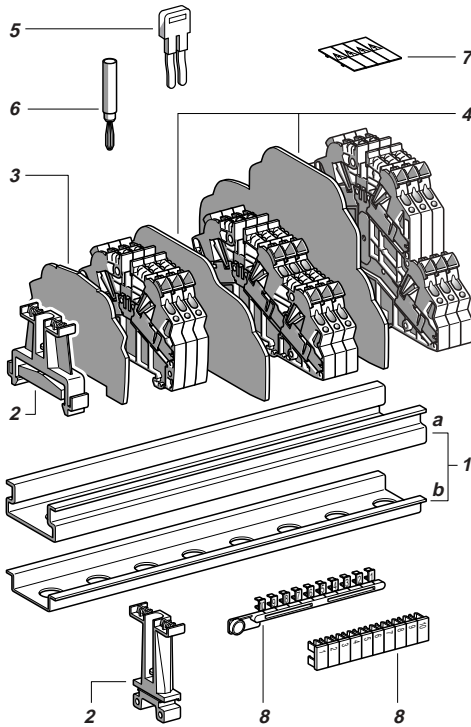
Mounts on 35 mm DIN3 track

Nominal c.s.a. 1 mm²





0.20" (5 mm) wide



AB1AA135U3●●



1 Dimensions

Length	a	3.63" (92.1 mm)
	b	0.20" (5 mm)
Height with AM1ED● 		2.26" (57.5 mm)
	Height with AM1D●● 	1.97" (50 mm)
Cabling c.s.a. in mm ²	Stranded wire without cable end	0.2 - 1
	Solid wire	0.2 - 1
Nominal Electrical Values	IEC 60947-7-1	800 V / 8 kV / 3 - 13.5 A
	UL-Data (gauge, V, A)	30 - 18 AWG, 600 V, 10 A
	CSA-Data (gauge, V, A)	24 - 18 AWG, 600 V, 7 A







Approvals

 File E164359 CCN XCFR2,
 File 702070 Class 6228 01,
C C, KEMA

Terminal Blocks

	No. points	Sold in lots of	Catalog Number	Weight oz (g)
Grey	3	50	AB1AA135U3GR	0.62 (17.5)
Blue	3	50	AB1AA135U3BL	0.62 (17.5)


Accessories

	Width 8 mm on  or 	No.	Sold in lots of	Catalog Number	Weight oz (g)
2 Plastic end clamps	Width 8 mm on  or 	—	100	AB1AB8P35	0.21 (5.9)
2 Metal end clamps	Width 8 mm on  or 	—	100	AB1AB8M35	0.50 (14.0)
3 End barriers (thickness 1.5 mm)	Grey	—	10	AB1AAAC123GR	0.20 (5.7)
	Blue	—	10	AB1AAAC123BL	0.20 (5.7)
4 Partition plate (thickness 1.5 mm)	Grey	—	10	AB1AAAS123GR	0.25 (7.1)
	Blue	—	10	AB1AAAS123BL	0.25 (7.1)
5 Insulated jumper comb	2 poles	—	10	AB1RRAL22	0.039 (1.1)
	3 poles	—	10	AB1RRAL23	0.056 (1.6)
	4 poles	—	10	AB1RRAL24	0.07 (2.1)
	5 poles	—	10	AB1RRAL25	0.10 (2.7)
	10 poles	—	20	AB1RRAL210	0.19 (5.4)
6 Test plug (red)		—	50	AB1AT1	0.059 (1.7)
7 "Danger" live terminal covers		—	4	AB1AACS1JA	0.014 (0.4)
8 Marking Accessories					

See pages 79 and 80

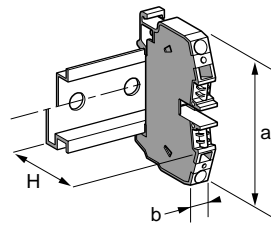


IEC Sectional Terminal Blocks, Type AB1 Terminal Blocks Insulation Displacement Connector: Passthrough Block

Mounts on 35 mm DIN3 track 

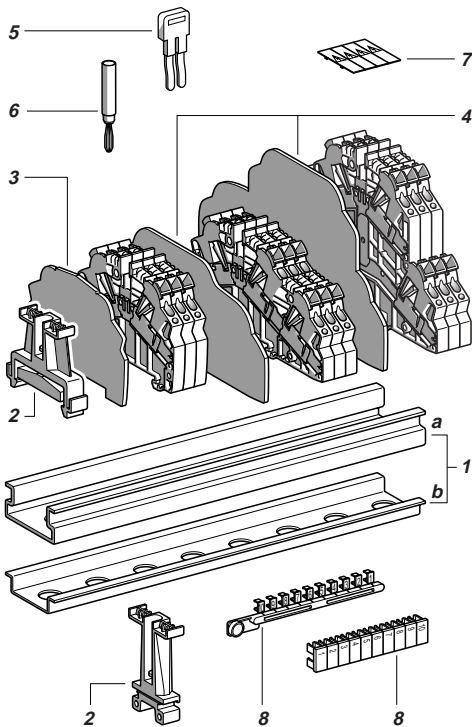
Nominal c.s.a.

1 mm²





0.20" (5 mm) wide

AB1AA135U4●●



1 Dimensions

Length	a	4.71" (119.7 mm)
Width	b	0.20" (5 mm)
Height with AM1ED● 		3.13" (79.5 mm)
Height with AM1D●● 		2.83" (72 mm)




Cabling c.s.a. in mm²

Stranded wire without cable end	0.2 - 1
Solid wire	0.2 - 1

Nominal Electrical Values

IEC 60947-7-1	500 V / 6 kV / 3 - 13.5 A
UL-Data (gauge, V, A)	30 - 18 AWG, 600 V, 10 A
CSA-Data (gauge, V, A)	24 - 18 AWG, 600 V, 7 A





Approvals

 File E164359 CCN XCFR2,
 File 702070 Class 6228 01,
 KEMA

Terminal Blocks

	No. points	Sold in lots of	Catalog Number	Weight oz (g)
Grey	4	50	AB1AA135U4GR	1.08 (30.7)
Blue	4	50	AB1AA135U4BL	1.08 (30.7)

Accessories

2 Plastic end clamps	Width 8 mm on  or 	—	100	AB1AB8P35	0.21 (5.9)	
2 Metal end clamps	Width 8 mm on  or 	—	100	AB1AB8M35	0.50 (14.0)	
3 End barriers (thickness 1.5 mm)	Grey	—	10	AB1AAAC124GR	0.36 (10.3)	
	Blue	—	10	AB1AAAC124BL	0.36 (10.3)	
4 Partition plate (thickness 1.5 mm)	Grey	—	10	AB1AAAS124GR	0.41 (11.5)	
	Blue	—	10	AB1AAAS124BL	0.41 (11.5)	
5 Insulated jumper comb	2 poles	—	10	AB1RRAL22	0.039 (1.1)	
	3 poles	—	10	AB1RRAL23	0.056 (1.6)	
	4 poles	—	10	AB1RRAL24	0.07 (2.1)	
	5 poles	—	10	AB1RRAL25	0.10 (2.7)	
	10 poles	—	20	AB1RRAL210	0.19 (5.4)	
6 Test plug (red)	—	—	50	AB1AT1	0.059 (1.7)	
7 "Danger" live terminal covers	—	—	4	10	AB1AACS1JA	0.014 (0.4)
8 Marking Accessories	—	—	See pages 79 and 80			

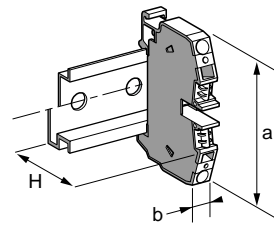


IEC Sectional Terminal Blocks, Type AB1 Terminal Blocks Insulation Displacement Connector: Passthrough Block

Mounts on 35 mm DIN3 track $\frac{2.5}{\sim}$

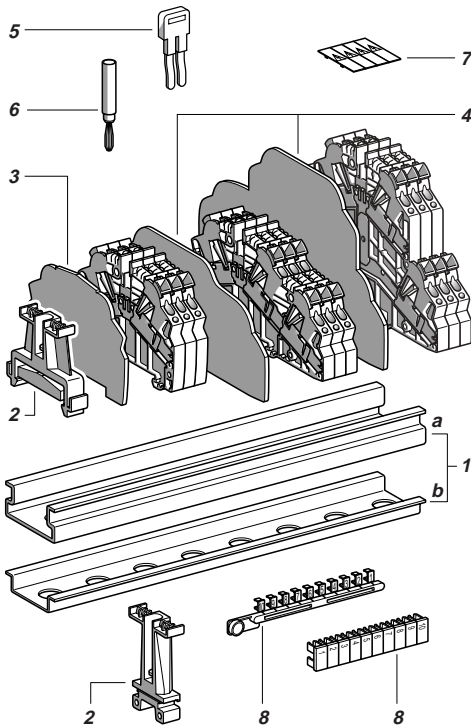
Nominal c.s.a.

2.5 mm²



0.24" (6 mm) wide

AB1AA235U2●●



1 Dimensions

Length	a	2.64" (67 mm)
Width	b	0.24" (6 mm)
Height with AM1ED● $\frac{2.5}{\sim}$		2.26" (57.5 mm)
Height with AM1D●● $\frac{2.5}{\sim}$		1.97" (50 mm)

Cabling c.s.a. in mm²

Stranded wire without cable end	1 - 2.5
Stranded wire with cable end	0.5 - 1.5
Solid wire	1 - 2.5

Nominal Electrical Values

IEC 60947-7-1	800 V / 8 kV / 3 - 24 A
UL-Data (gauge, V, A)	18 - 14 AWG, 600 V, 13 A
CSA-Data (gauge, V, A)	16 - 14 AWG, 600 V, 20 A

Approvals

File E164359 CCN XCFR2,
File 702070 Class 6228 01,
KEMA

Terminal Blocks


	No. points	Sold in lots of	Catalog Number	Weight oz (g)
Grey	2	100	AB1AA235U2GR	0.50 (14.1)
Blue	2	100	AB1AA235U2BL	0.50 (14.1)

Accessories

2 Plastic end clamps	Width 8 mm on $\frac{2.5}{\sim}$ or $\frac{2.5}{\sim}$	–	100	AB1AB8P35	0.21 (5.9)
2 Metal end clamps	Width 8 mm on $\frac{2.5}{\sim}$ or $\frac{2.5}{\sim}$	–	100	AB1AB8M35	0.50 (14.0)
3 End barriers (thickness 1.5 mm)	Grey	–	10	AB1AAAC122GR	0.16 (4.4)
	Blue	–	10	AB1AAAC122BL	0.16 (4.4)
4 Partition plate (thickness 1.5 mm)	Grey	–	10	AB1AAAS122GR	0.11 (3.2)
	Blue	–	10	AB1AAAS122BL	0.11 (3.2)
5 Insulated jumper comb	2 poles	–	10	AB1RRAL22	0.039 (1.1)
	3 poles	–	10	AB1RRAL23	0.056 (1.6)
	4 poles	–	10	AB1RRAL24	0.07 (2.1)
	5 poles	–	10	AB1RRAL25	0.10 (2.7)
	10 poles	–	20	AB1RRAL210	0.19 (5.4)
6 Test plug (red)		–	50	AB1AT1	0.059 (1.7)
7 "Danger" live terminal covers		–	10	AB1AACS1JA	0.014 (0.4)
8 Marking Accessories					See pages 79 and 80

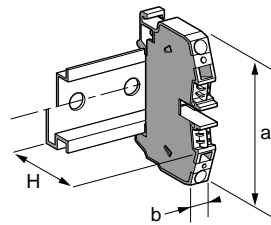


IEC Sectional Terminal Blocks, Type AB1 Terminal Blocks Insulation Displacement Connector: Passthrough Block

Mounts on 35 mm DIN3 track 

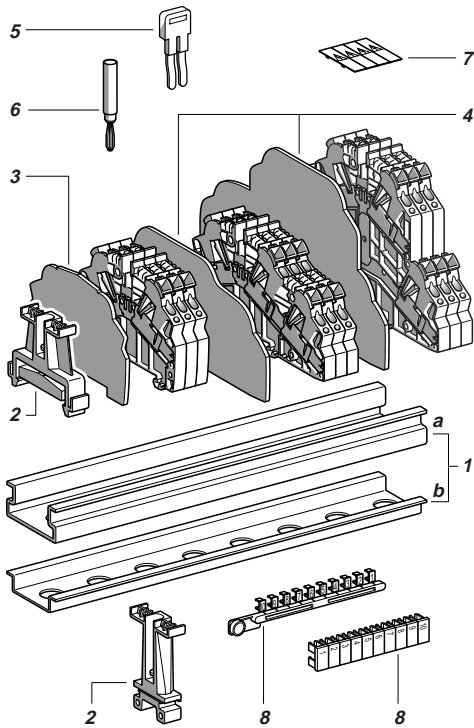
Nominal c.s.a.

2.5 mm²





0.24" (6 mm) wide

AB1AA235U3●●



1 Dimensions

Length	a	3.63" (92.1 mm)
Width	b	0.24" (6 mm)
Height with AM1ED● 		2.26" (57.5 mm)
Height with AM1D●● 		1.97" (50 mm)




Cabling c.s.a. in mm²

Stranded wire without cable end	1 - 2.5
Stranded wire with cable end	0.5 - 1.5
Solid wire	1 - 2.5

Nominal Electrical Values

IEC 60947-7-1	800 V / 8 kV / 3 - 24 A
UL-Data (gauge, V, A)	18 - 14 AWG, 600 V, 10 A
CSA-Data (gauge, V, A)	16 - 14 AWG, 600 V, 20 A





Approvals

 File E164359 CCN XCFR2,
 File 702070 Class 6228 01,
 KEMA

Terminal Blocks

	No. points	Sold in lots of	Catalog Number	Weight oz (g)
Grey	3	50	AB1AA235U3GR	0.69 (19.5)
Blue	3	50	AB1AA235U3BL	0.69 (19.5)

Accessories

2 Plastic end clamps	Width 8 mm on  or 	—	100	AB1AB8P35	0.21 (5.9)
2 Metal end clamps	Width 8 mm on  or 	—	100	AB1AB8M35	0.50 (14.0)
3 End barriers (thickness 1.5 mm)	Grey	—	10	AB1AAAC123GR	0.20 (5.7)
	Blue	—	10	AB1AAAC123BL	0.20 (5.7)
4 Partition plate (thickness 1.5 mm)	Grey	—	10	AB1AAAS123GR	0.25 (7.1)
	Blue	—	10	AB1AAAS123BL	0.25 (7.1)
5 Insulated jumper comb	2 poles	—	10	AB1RRAL22	0.039 (1.1)
	3 poles	—	10	AB1RRAL23	0.056 (1.6)
	4 poles	—	10	AB1RRAL24	0.07 (2.1)
	5 poles	—	10	AB1RRAL25	0.10 (2.7)
	10 poles	—	20	AB1RRAL210	0.19 (5.4)
6 Test plug (red)		—	50	AB1AT1	0.059 (1.7)
7 "Danger" live terminal covers		—	10	AB1AACS1JA	0.014 (0.4)
8 Marking Accessories		See pages 79 and 80			

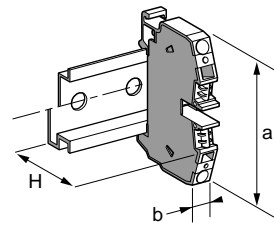


IEC Sectional Terminal Blocks, Type AB1 Terminal Blocks Insulation Displacement Connector: Passthrough Block

Mounts on 35 mm DIN3 track $\frac{2.5}{\sim}$

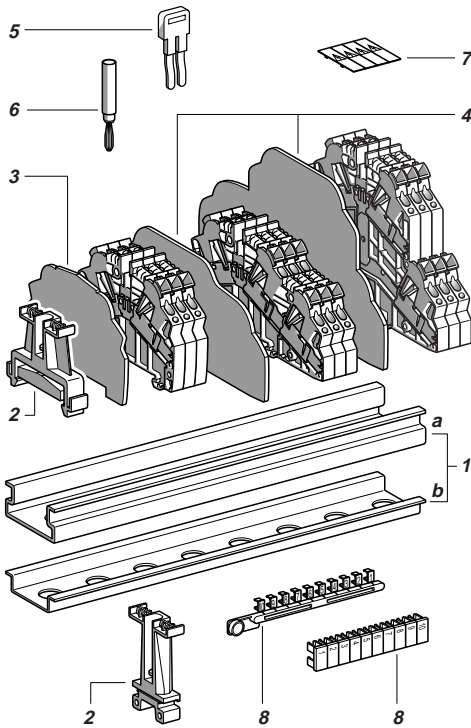
Nominal c.s.a.

2.5 mm²



0.24" (6 mm) wide

AB1AA235U4●●



1 Dimensions

Length	a	4.71" (119.7 mm)
Width	b	0.24" (6 mm)
Height with AM1ED● $\frac{2.5}{\sim}$		3.13" (79.5 mm)
Height with AM1D●● $\frac{2.5}{\sim}$		2.83" (72 mm)

Cabling c.s.a. in mm²

Stranded wire without cable end	1 - 2.5
Stranded wire with cable end	0.5 - 1.5
Solid wire	1 - 2.5

Nominal Electrical Values

IEC 60947-7-1	500 V / 6 kV / 3 - 24 A
UL-Data (gauge, V, A)	18 - 14 AWG, 600 V, 10 A
CSA-Data (gauge, V, A)	16 - 14 AWG, 600 V, 20 A

Approvals

File E164359 CCN XCFR2,
File 702070 Class 6228 01,
KEMA

Terminal Blocks


	No. points	Sold in lots of	Catalog Number	Weight oz (g)
Grey	4	50	AB1AA235U4GR	1.20 (34.1)
Blue	4	50	AB1AA235U4BL	1.20 (34.1)

Accessories

	No. points	Sold in lots of	Catalog Number	Weight oz (g)
2 Plastic end clamps	Width 8 mm on $\frac{2.5}{\sim}$ or $\frac{2.5}{\sim}$	100	AB1AB8P35	0.21 (5.9)
2 Metal end clamps	Width 8 mm on $\frac{2.5}{\sim}$ or $\frac{2.5}{\sim}$	100	AB1AB8M35	0.50 (14.0)
3 End barriers (thickness 1.5 mm)	Grey	10	AB1AAAC124GR	0.36 (10.3)
	Blue	10	AB1AAAC124BL	0.36 (10.3)
4 Partition plate (thickness 1.5 mm)	Grey	10	AB1AAAS124GR	0.41 (11.5)
	Blue	10	AB1AAAS124BL	0.41 (11.5)
5 Insulated jumper comb	2 poles	10	AB1RRAL22	0.039 (1.1)
	3 poles	10	AB1RRAL23	0.056 (1.6)
	4 poles	10	AB1RRAL24	0.07 (2.1)
	5 poles	10	AB1RRAL25	0.10 (2.7)
	10 poles	20	AB1RRAL210	0.19 (5.4)
6 Test plug (red)		50	AB1AT1	0.059 (1.7)
7 "Danger" live terminal covers		10	AB1AACS1JA	0.014 (0.4)
8 Marking Accessories				See pages 79 and 80

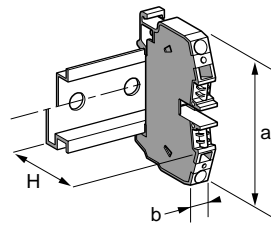
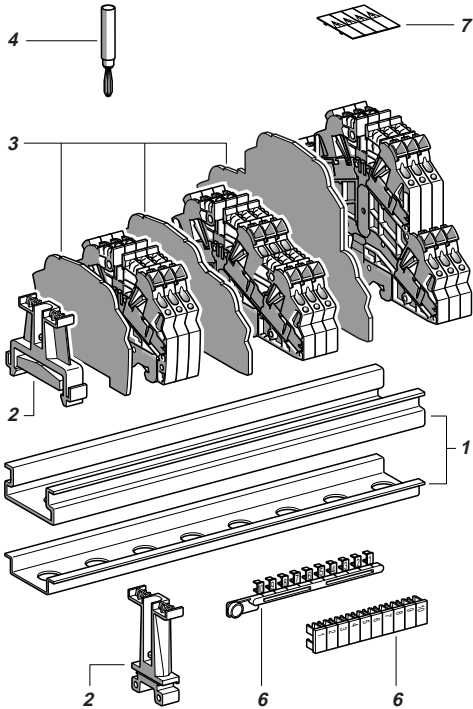


IEC Sectional Terminal Blocks, Type AB1 Terminal Blocks Insulation Displacement Connector: Grounding Block

Mounts on 35 mm DIN3 track 

Nominal c.s.a.



1 mm²






0.20" (5 mm) wide

AB1AATP135U2

1 Dimensions

Length	a	2.64" (67 mm)
Width	b	0.20" (5 mm)
Height with AM1ED 		2.26" (57.5 mm)
Height with AM1D 		1.97" (50 mm)
Cabling c.s.a. in mm ²	Stranded wire without cable end	0.2 - 1
	Solid wire	0.2 - 1
Nominal Electrical Values	IEC 60947-7-1	800 V / 8 kV / 3 - 13.5 A
	UL-Data (gauge, V, A)	30 - 18 AWG, 600 V, 13 A
	CSA-Data (gauge, A short duration)	24 - 18 AWG, 120 A/45 s



Approvals

 File E164359 CCN XCFR2,
 File 702070 Class 6228 01,
 KEMA

Terminal Blocks

	No. points	Sold in lots of	Catalog Number	Weight oz (g)
Green/Yellow	2	100	AB1AATP135U2	0.64 (18.1)

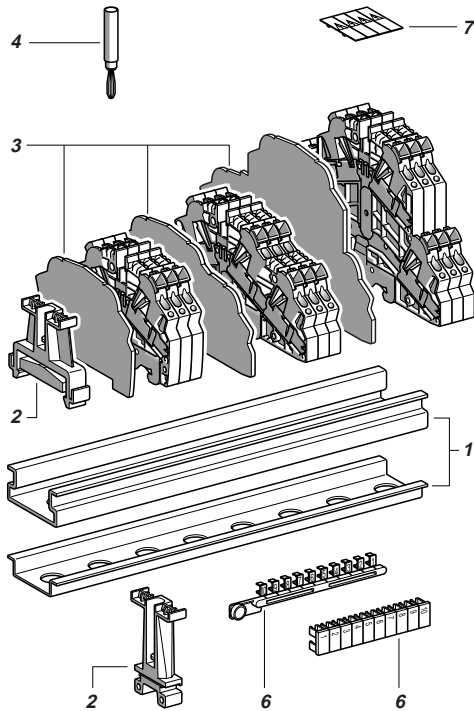
Accessories

	No. points	Sold in lots of	Catalog Number	Weight oz (g)
2 Plastic end clamps	Width 8 mm on 	100	AB1AB8P35	0.21 (5.9)
2 Metal end clamps	Width 8 mm on 	100	AB1AB8M35	0.50 (14.0)
3 End barriers	Green (thickness 1.5 mm)	10	AB1AAAC122VE	0.11 (3.2)
4 Test plug (red)		50	AB1AT1	0.059 (1.7)
5 "Danger" live terminal covers		10	AB1AACS1JA	0.014 (0.4)
6 Marking Accessories	See pages 79 and 80			



IEC Sectional Terminal Blocks, Type AB1 Terminal Blocks

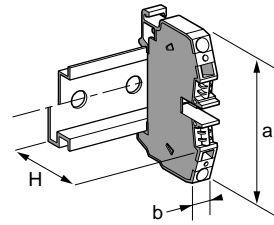
Insulation Displacement Connector: Grounding Block



Mounts on 35 mm DIN3 track

Nominal c.s.a.

1 mm²



0.20" (5 mm) wide

AB1AATP135U3

1 Dimensions

Length	a	3.63" (92.1 mm)
Width	b	0.20" (5 mm)
Height with AM1ED		2.26" (57.5 mm)
Height with AM1D		1.97" (50 mm)

Cabling c.s.a. in mm²

Stranded wire without cable end	0.2 - 1
Solid wire	0.2 - 1

Nominal Electrical Values

IEC 60947-7-1	800 V / 8 kV / 3 - 13.5 A
UL-Data (gauge, V, A)	30 - 18 AWG, 600 V, 10 A
CSA-Data (gauge, A short duration)	24 - 18 AWG, 120 A/45 s

Approvals

File E164359 CCN XCFR2,
 File 702070 Class 6228 01,
 KEMA

Terminal Blocks

	No. points	Sold in lots of	Catalog Number	Weight oz (g)
Green/Yellow	3	50	AB1AATP135U3	0.82 (23.2)

Accessories

	Width	No. points	Sold in lots of	Catalog Number	Weight oz (g)
2 Plastic end clamps	Width 8 mm on	-	100	AB1AB8P35	0.21 (5.9)
2 Metal end clamps	Width 8 mm on	-	100	AB1AB8M35	0.50 (14.0)
3 End barriers	Green (thickness 1.5 mm)	-	10	AB1AAAC123VE	0.20 (5.7)
4 Test plug (red)		-	50	AB1AT1	0.059 (1.7)
5 "Danger" live terminal covers		4	10	AB1AACS1JA	0.014 (0.4)
6 Marking Accessories		See pages 79 and 80			

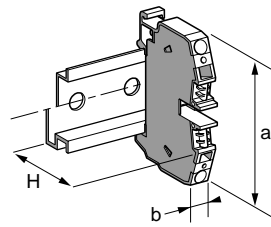
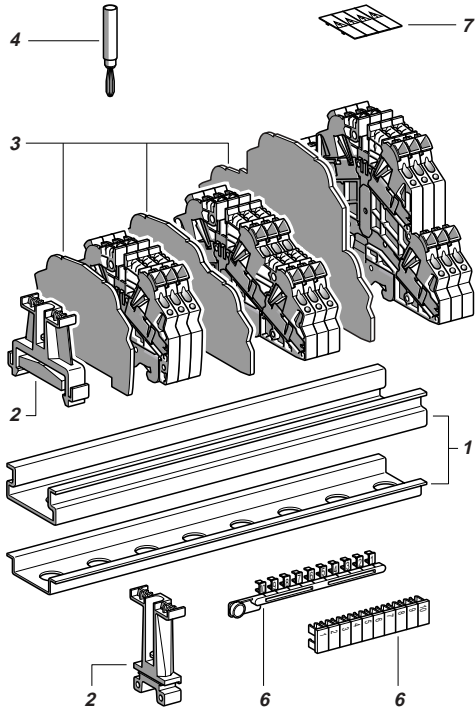


IEC Sectional Terminal Blocks, Type AB1 Terminal Blocks Insulation Displacement Connector: Grounding Block

Mounts on 35 mm DIN3 track $\frac{2.5}{\text{or}}$

Nominal c.s.a.

1 mm²



0.20" (5 mm) wide

AB1AATP135U4

1 Dimensions

Length	a	4.71" (119.7 mm)
Width	b	0.20" (5 mm)
Height with AM1ED $\frac{2.5}{\text{or}}$		3.13" (79.5 mm)
Height with AM1D $\frac{2.5}{\text{or}}$		2.83" (72 mm)

Cabling c.s.a. in mm²

Stranded wire without cable end	0.2 - 1
Solid wire	0.2 - 1

Nominal Electrical Values

IEC 60947-7-1	500 V / 6 kV / 3 - 13.5 A
UL-Data (gauge, V, A)	30 - 18 AWG, 600 V, 10 A
CSA-Data (gauge, A short duration)	24 - 18 AWG, 120 A/45 s

Approvals

File E164359 CCN XCFR2,
File 702070 Class 6228 01,
KEMA

Terminal Blocks

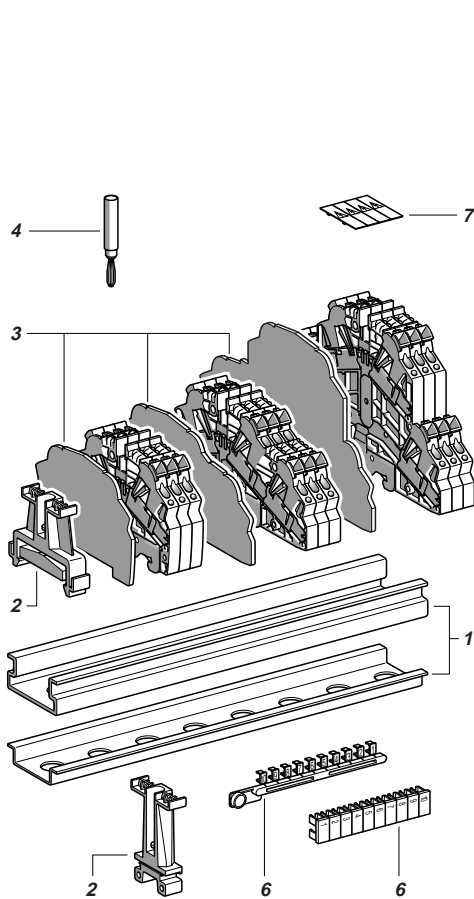
	No. points	Sold in lots of	Catalog Number	Weight oz (g)
Green/Yellow	4	50	AB1AATP135U4	1.28 (36.2)

Accessories

		No. points	Sold in lots of	Catalog Number	Weight oz (g)
2 Plastic end clamps	Width 8 mm on $\frac{2.5}{\text{or}}$	-	100	AB1AB8P35	0.21 (5.9)
2 Metal end clamps	Width 8 mm on $\frac{2.5}{\text{or}}$	-	100	AB1AB8M35	0.50 (14.0)
3 End barriers	Green (thickness 1.5 mm)	-	10	AB1AAAC124VE	0.36 (10.3)
4 Test plug (red)		-	50	AB1AT1	0.059 (1.7)
5 "Danger" live terminal covers		4	10	AB1AACS1JA	0.014 (0.4)
6 Marking Accessories				See pages 79 and 80	



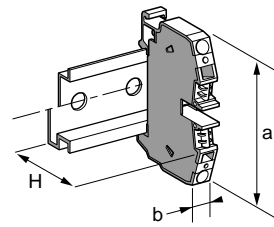
IEC Sectional Terminal Blocks, Type AB1 Terminal Blocks Insulation Displacement Connector: Grounding Block



Mounts on 35 mm DIN3 track $\frac{2.5}{\sim}$

Nominal c.s.a.

2.5 mm²



0.24" (6 mm) wide

AB1AATP235U2

1 Dimensions	Length a	2.64" (67 mm)
	Width b	0.24" (6 mm)
	Height with AM1ED $\frac{2.5}{\sim}$	2.26" (57.5 mm)
	Height with AM1D $\frac{2.5}{\sim}$	1.97" (50 mm)
Cabling c.s.a. in mm ²	Stranded wire without cable end	1 - 2.5
	Stranded wire with cable end	0.5 - 1.5
	Solid wire	1 - 2.5
Nominal Electrical Values	IEC 60947-7-1	800 V / 8 kV / 3 - 24 A
	UL-Data (gauge, V, A)	18 - 14 AWG, 600 V, 13 A
	CSA-Data (gauge, A short duration)	16 - 14 AWG, 300 A/45 s

Approvals

File E164359 CCN XCFR2,
File 702070 Class 6228 01,
KEMA

Terminal Blocks

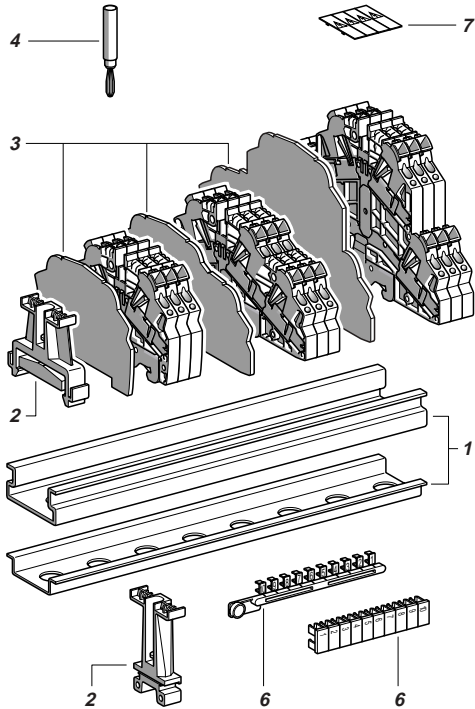
	No. points	Sold in lots of	Catalog Number	Weight oz (g)
Green/Yellow	2	100	AB1AATP235U2	0.71 (20.0)

Accessories

	Width 8 mm on $\frac{2.5}{\sim}$ or $\frac{2.5}{\sim}$	No. points	Sold in lots of	Catalog Number	Weight oz (g)
2 Plastic end clamps	Width 8 mm on $\frac{2.5}{\sim}$ or $\frac{2.5}{\sim}$	-	100	AB1AB8P35	0.21 (5.9)
2 Metal end clamps	Width 8 mm on $\frac{2.5}{\sim}$ or $\frac{2.5}{\sim}$	-	100	AB1AB8M35	0.50 (14.0)
3 End barriers	Green (thickness 1.5 mm)	-	10	AB1AAAC122VE	0.16 (4.4)
4 Test plug (red)		-	50	AB1AT1	0.059 (1.7)
5 "Danger" live terminal covers		4	10	AB1AACS1JA	0.014 (0.4)
6 Marking Accessories				See pages 79 and 80	



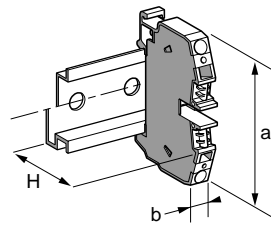
IEC Sectional Terminal Blocks, Type AB1 Terminal Blocks Insulation Displacement Connector: Grounding Block



Mounts on 35 mm DIN3 track

Nominal c.s.a.

2.5 mm²



0.24" (6 mm) wide

AB1AATP235U3

1 Dimensions

Length	a	3.63" (92.1 mm)
Width	b	0.24" (6 mm)
Height with AM1ED		2.26" (57.5 mm)
Height with AM1D		1.97" (50 mm)

Cabling c.s.a. in mm²

Stranded wire without cable end	1 - 2.5
Stranded wire with cable end	0.5 - 1.5
Solid wire	1 - 2.5

Nominal Electrical Values

IEC 60947-7-1	800 V / 8 kV / 3 - 24 A
UL-Data (gauge, V, A)	18 - 14 AWG, 600 V, 10 A
CSA-Data (gauge, A short duration)	16 - 14 AWG, 300 A/45 s

Approvals

File E164359 CCN XCFR2,
 File 702070 Class 6228 01,
 KEMA

Terminal Blocks

	No. points	Sold in lots of	Catalog Number	Weight oz (g)
Green/Yellow	3	50	AB1AATP235U3	0.87 (24.8)

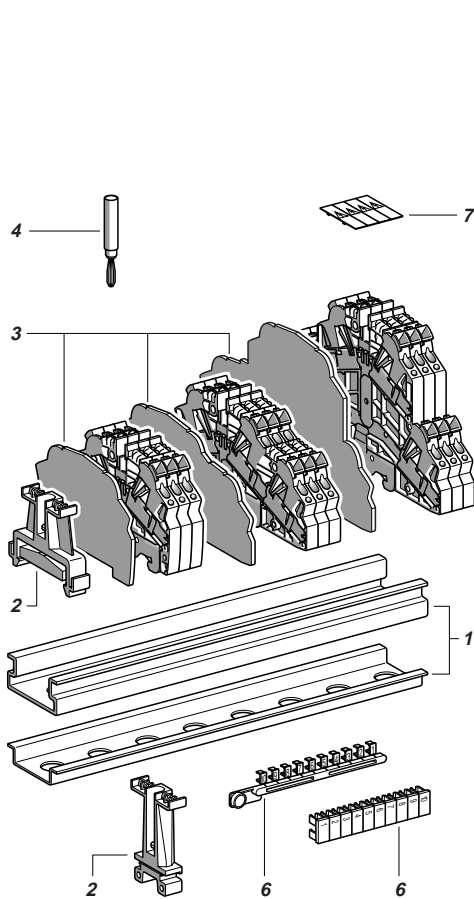
Accessories

2 Plastic end clamps	Width 8 mm on	—	100	AB1AB8P35 0.21 (5.9)
2 Metal end clamps	Width 8 mm on	—	100	AB1AB8M35 0.50 (14.0)
3 End barriers	Green (thickness 1.5 mm)	—	10	AB1AAC123VE 0.20 (5.7)
4 Test plug (red)		—	50	AB1AT1 0.059 (1.7)
5 "Danger" live terminal covers		4	10	AB1AACS1JA 0.014 (0.4)
6 Marking Accessories		See pages 79 and 80		



IEC Sectional Terminal Blocks, Type AB1 Terminal Blocks

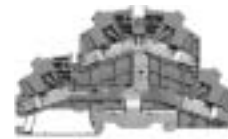
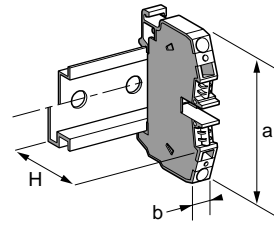
Insulation Displacement Connector: Grounding Block



Mounts on 35 mm DIN3 track $\frac{2.5}{\sim}$

Nominal c.s.a.

2.5 mm²



0.24" (6 mm) wide

AB1AATP235U4

1 Dimensions

Length	a	4.71" (119.7 mm)
Width	b	0.24" (6 mm)
Height with AM1ED $\frac{2.5}{\sim}$		3.13" (79.5 mm)
Height with AM1D $\frac{2.5}{\sim}$		2.83" (72 mm)

Cabling c.s.a. in mm²

Stranded wire without cable end	1 - 2.5
Stranded wire with cable end	0.5 - 1.5
Solid wire	1 - 2.5

Nominal Electrical Values

IEC 60947-7-1	500 V / 6 kV / 3 - 24 A
UL-Data (gauge, V, A)	18 - 14 AWG, 600 V, 10 A
CSA-Data (gauge, A short duration)	16 - 14 AWG, 300 A/45 s

Approvals

File E164359 CCN XCFR2,
 File 702070 Class 6228 01,
 KEMA

Terminal Blocks

	No. points	Sold in lots of	Catalog Number	Weight oz (g)
Green/Yellow	4	50	AB1AATP235U4	1.40 (39.7)

Accessories

	Width 8 mm on $\frac{2.5}{\sim}$ or $\frac{2.5}{\sim}$	No. points	Sold in lots of	Catalog Number	Weight oz (g)
2 Plastic end clamps	Width 8 mm on $\frac{2.5}{\sim}$ or $\frac{2.5}{\sim}$	-	100	AB1AB8P35	0.21 (5.9)
2 Metal end clamps	Width 8 mm on $\frac{2.5}{\sim}$ or $\frac{2.5}{\sim}$	-	100	AB1AB8M35	0.50 (14.0)
3 End barriers	Green (thickness 1.5 mm)	-	10	AB1AAAC124VE	0.36 (10.3)
4 Test plug (red)		-	50	AB1AT1	0.059 (1.7)
5 "Danger" live terminal covers		4	10	AB1AACS1JA	0.014 (0.4)
6 Marking Accessories		See pages 79 and 80			

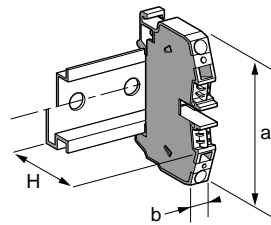


IEC Sectional Terminal Blocks, Type AB1 Terminal Blocks Insulation Displacement Connector: Disconnect Blocks

Mounts on 35 mm DIN3 track

Nominal c.s.a.

1 mm²



0.24" (6 mm) wide

AB1AASC135U●●

1 Dimensions

Length	a	3.63" (92.1 mm)
Width	b	0.24" (6 mm)
Height with AM1ED●		2.26" (57.5 mm)
Height with AM1D●		1.97" (50 mm)
Cabling c.s.a. in mm ²	Stranded wire without cable end	0.2 - 1
	Solid wire	0.2 - 1
Nominal Electrical Values	IEC 60947-7-1	800 V / 8 kV / 3 - 13.5 A
	UL-Data (gauge, V, A)	30 - 18 AWG, 600 V, 10 A
	CSA-Data (gauge, V, A)	24 - 18 AWG, 300 V, 7 A

Approvals

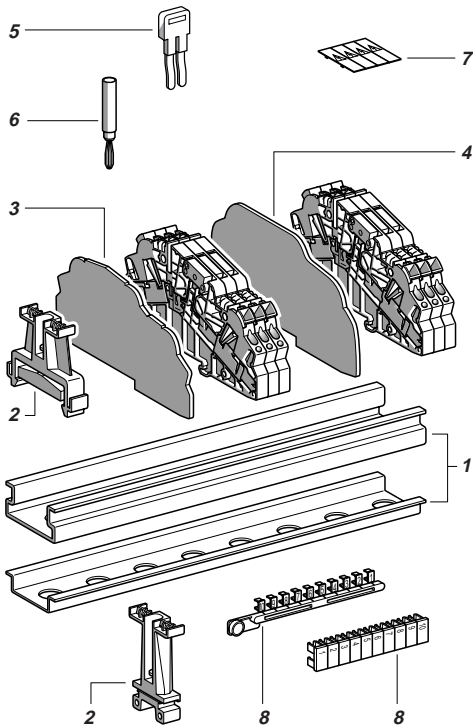
File E164359 CCN XCFR2,
 File 702070 Class 6228 01,
 KEMA

Terminal Blocks

	No. points	Sold in lots of	Catalog Number	Weight oz (g)
Grey	2	50	AB1AASC135UGR	0.67 (19.1)
Blue	2	50	AB1AASC135UBL	0.67 (19.1)

Accessories

2 Plastic end clamps	Width 8 mm on	—	100	AB1AB8P35	0.21 (5.9)
2 Metal end clamps	Width 8 mm on	—	100	AB1AB8M35	0.50 (14.0)
3 End barriers (thickness 1.5 mm)	Grey	—	10	AB1AAAC123GR	0.20 (5.7)
	Blue	—	10	AB1AAAC123BL	0.20 (5.7)
4 Partition plate (thickness 1.5 mm)	Grey	—	10	AB1AAAS123GR	0.25 (7.1)
	Blue	—	10	AB1AAAS123BL	0.25 (7.1)
5 Insulated jumper comb	2 poles	—	10	AB1RRAL22	0.039 (1.1)
	3 poles	—	10	AB1RRAL23	0.056 (1.6)
	4 poles	—	10	AB1RRAL24	0.07 (2.1)
	5 poles	—	10	AB1RRAL25	0.10 (2.7)
	10 poles	—	20	AB1RRAL210	0.19 (5.4)
6 Test plug (red)		—	50	AB1AT1	0.059 (1.7)
7 "Danger" live terminal covers		—	4	AB1AACS1JA	0.014 (0.4)
8 Marking Accessories		See pages 79 and 80			

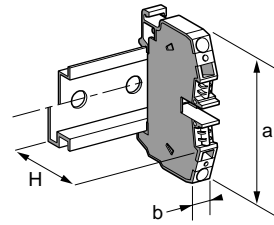


IEC Sectional Terminal Blocks, Type AB1 Terminal Blocks Insulation Displacement Connector: Disconnect Blocks

Mounts on 35 mm DIN3 track

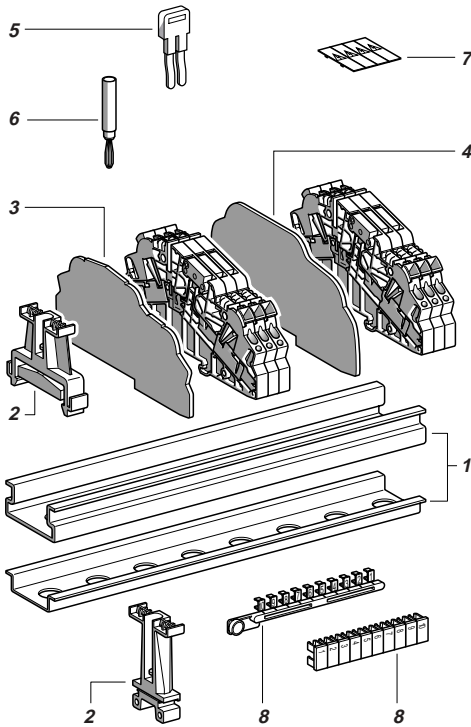
Nominal c.s.a.

2.5 mm²





0.24" (6 mm) wide

AB1AASC235U●●



1 Dimensions

Length	a	3.63" (92.1 mm)
Width	b	0.24" (6 mm)
Height with AM1ED● 		2.26" (57.5 mm)
Height with AM1D●● 		1.97" (50 mm)




Cabling c.s.a. in mm²

Stranded wire without cable end	1 - 2.5
Stranded wire with cable end	0.5 - 1.5
Solid wire	1 - 2.5

Nominal Electrical Values

IEC 60947-7-1	800 V / 8 kV / 3 - 20 A
UL-Data (gauge, V, A)	18 - 14 AWG, 600 V, 10 A
CSA-Data (gauge, V, A)	16 - 14 AWG, 300 V, 17 A



Approvals

 File E164359 CCN XCFR2,
 File 702070 Class 6228 01,
 KEMA

Terminal Blocks

	No. points	Sold in lots of	Catalog Number	Weight oz (g)
Grey	2	50	AB1AASC235UGR	0.69 (19.7)
Blue	2	50	AB1AASC235UBL	0.69 (19.7)

Accessories

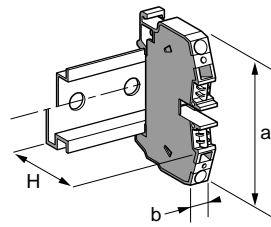
2 Plastic end clamps	Width 8 mm on 	–	100	AB1AB8P35	0.21 (5.9)
2 Metal end clamps	Width 8 mm on 	–	100	AB1AB8M35	0.50 (14.0)
3 End barriers (thickness 1.5 mm)	Grey	–	10	AB1AAAC123GR	0.20 (5.7)
	Blue	–	10	AB1AAAC123BL	0.20 (5.7)
4 Partition plate (thickness 1.5 mm)	Grey	–	10	AB1AAAS123GR	0.25 (7.1)
	Blue	–	10	AB1AAAS123BL	0.25 (7.1)
5 Insulated jumper comb	2 poles	–	10	AB1RRAL22	0.039 (1.1)
	3 poles	–	10	AB1RRAL23	0.056 (1.6)
	4 poles	–	10	AB1RRAL24	0.07 (2.1)
	5 poles	–	10	AB1RRAL25	0.10 (2.7)
	10 poles	–	20	AB1RRAL210	0.19 (5.4)
6 Test plug (red)		–	50	AB1AT1	0.059 (1.7)
7 "Danger" live terminal covers		–	10	AB1AACS1JA	0.014 (0.4)
8 Marking Accessories					See pages 79 and 80



IEC Sectional Terminal Blocks, Type AB1 Terminal Blocks Insulation Displacement Connector: Disconnect Blocks (Removable Holder) for Cylindrical Fuse

Mounts on 35 mm DIN3 track

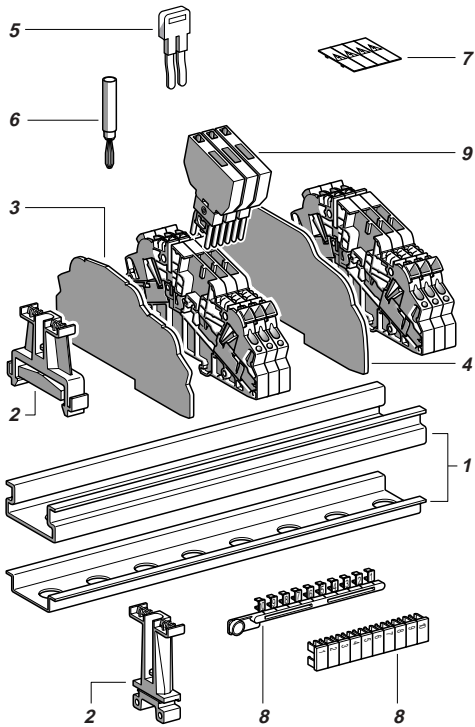
Nominal c.s.a.	1 mm ²
----------------	-------------------



0.24" (6 mm) wide

AB1AASF135U●●

1 Dimensions	Length	a	3.63" (92.1 mm)
	Width	b	0.24" (6 mm)
	Height with AM1ED● 		2.26" (57.5 mm) + holder 0.75" (19 mm)
	Height with AM1D●● 		1.97" (50 mm) + holder 0.75" (19 mm)
Cabling c.s.a. in mm²	Stranded wire without cable end		0.2 - 1
	Stranded wire with cable end		—
	Solid wire		0.2 - 1
Nominal Electrical Values (1), (2)	IEC 60947-7-1		800 V / 8 kV / 3 - 13.5 A
	UL-Data (gauge, V, A)		30 - 18 AWG, 600 V, 6.3 A
	CSA-Data (gauge, V, A)		24 - 18 AWG, 600 V, 10 A
Approvals			File E164359 CCN XCFR2, File 702070 Class 6228 01, KEMA



Terminal Blocks (3)					
		No. points	Sold in lots of	Catalog Number	Weight oz (g)
9 Removable holder	Grey	2	50	AB1AASF135UGR	0.62 (17.6)
	Blue	2	50	AB1AASF135UBL	0.62 (17.6)
	For diode or resistor (4)	—	100	AB1SV1	0.16 (4.5)
	With diode 1N4007.1	—	100	AB1SV2	0.16 (4.5)
9 Removable holder 5 x 20 mm fuse (4)	For fuse only	—	100	AB1SF520	0.16 (4.5)
	For fuse with 24 V red LED	—	100	AB1SF520B	0.16 (4.5)
	For fuse with 220 V red LED	—	100	AB1SF520M	0.16 (4.5)

Accessories						
			No. points	Sold in lots of	Catalog Number	Weight oz (g)
2 Plastic end clamps	Width 8 mm on		—	100	AB1AB8P35	0.21 (5.9)
	Width 8 mm on		—	100	AB1AB8M35	0.50 (14.0)
3 End barriers (thickness 1.5 mm)	Grey		—	10	AB1AAAC123GR	0.20 (5.7)
	Blue		—	10	AB1AAAC123BL	0.20 (5.7)
4 Partition plate (thickness 1.5 mm)	Grey		—	10	AB1AAAS123GR	0.25 (7.1)
	Blue		—	10	AB1AAAS123BL	0.25 (7.1)
5 Insulated jumper comb	2 poles		—	10	AB1RRAL22	0.039 (1.1)
	3 poles		—	10	AB1RRAL23	0.056 (1.6)
	4 poles		—	10	AB1RRAL24	0.07 (2.1)
	5 poles		—	10	AB1RRAL25	0.10 (2.7)
	10 poles		—	20	AB1RRAL210	0.19 (5.4)
6 Test plug (red)			—	50	AB1AT1	0.059 (1.7)
7 "Danger" live terminal covers			4	10	AB1AACS1JA	0.014 (0.4)
		0.125 A	—	10	ABE7FU012	0.04 (1.13)
		0.5 A	—	10	ABE7FU050	0.04 (1.13)
		1 A	—	10	ABE7FU100	0.04 (1.13)
		2 A	—	10	ABE7FU200	0.04 (1.13)
		4 A	—	10	ABE7FU400	0.04 (1.13)
		6.3 A	—	10	ABE7FU630	0.04 (1.13)
	Fast acting fuse 250 V-UL, 5 x 20 mm					
8 Marking Accessories			See pages 79 and 80			

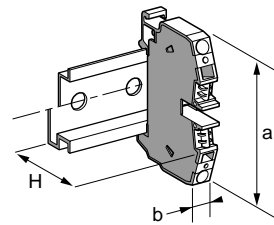
- (1) The voltage/current carrying capacity is determined by the component (fuse and/or diode) used.
- (2) Repetitive peak reverse voltage for diodes is 1000 V.
- (3) Fuses and diodes not included, except for **AB1SV2**.
- (4) See page 25 for holder characteristics.

IEC Sectional Terminal Blocks, Type AB1 Terminal Blocks Insulation Displacement Connector: Disconnect Blocks (Removable Holder) for Cylindrical Fuse

Mounts on 35 mm DIN3 track ± 0.5

Nominal c.s.a.

2.5 mm²



0.24" (6 mm) wide

AB1AASF235U●●

1 Dimensions	Length a	3.63" (92.1 mm)
	Width b	0.24" (6 mm)
	Height with AM1ED● ± 0.5	2.26" (57.5 mm) + holder 0.75" (19 mm)
	Height with AM1D● ± 0.5	1.97" (50 mm) + holder 0.75" (19 mm)
Cabling c.s.a. in mm ²	Stranded wire without cable end	1 - 2.5
	Stranded wire with cable end	0.5 - 1.5
	Solid wire	1 - 2.5
Nominal Electrical Values (1), (2)	IEC 60947-7-1	800 V / 8 kV / 3 - 20 A
	UL-Data (gauge, V, A)	18 - 14 AWG, 600 V, 6.3 A
	CSA-Data (gauge, V, A)	16 - 14 AWG, 600 V, 10 A
Approvals		File E164359 CCN XCFR2, File 702070 Class 6228 01, KEMA

Terminal Blocks (3)

		No. points	Sold in lots of	Catalog Number	Weight oz (g)
9 Removable holder	Grey	2	50	AB1AASF235UGR	0.61 (17.2)
	Blue	2	50	AB1AASF235UBL	0.61 (17.2)
	For diode or resistor (4)	-	100	AB1SV1	0.16 (4.5)
	With diode 1N4007.1	-	100	AB1SV2	0.16 (4.5)
9 Removable holder 5 x 20 mm fuse (4)	For fuse only	-	100	AB1SF520	0.16 (4.5)
	For fuse with 24 V red LED	-	100	AB1SF520B	0.16 (4.5)
	For fuse with 220 V red LED	-	100	AB1SF520M	0.16 (4.5)

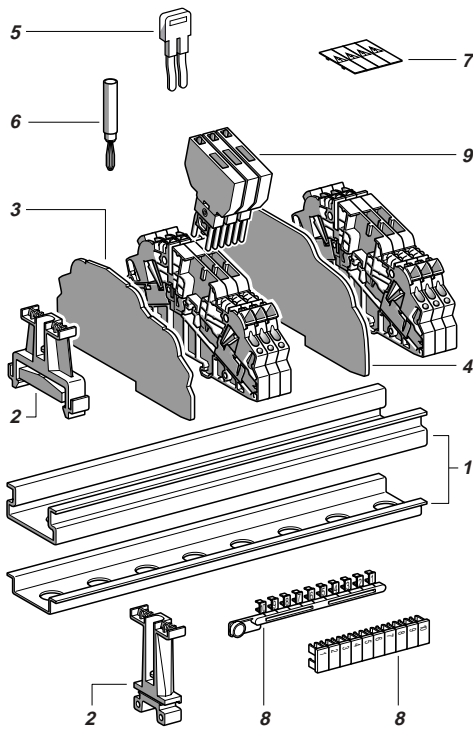
Accessories

2 Plastic end clamps	Width 8 mm on ± 0.5 or ± 0.5	-	100	AB1AB8P35	0.21 (5.9)
	Width 8 mm on ± 0.5 or ± 0.5	-	100	AB1AB8M35	0.50 (14.0)
3 End barriers (thickness 1.5 mm)	Grey	-	10	AB1AAAC123GR	0.20 (5.7)
	Blue	-	10	AB1AAAC123BL	0.20 (5.7)
4 Partition plate (thickness 1.5 mm)	Grey	-	10	AB1AAAS123GR	0.25 (7.1)
	Blue	-	10	AB1AAAS123BL	0.25 (7.1)
5 Insulated jumper comb	2 poles	-	10	AB1RRAL22	0.039 (1.1)
	3 poles	-	10	AB1RRAL23	0.056 (1.6)
	4 poles	-	10	AB1RRAL24	0.07 (2.1)
	5 poles	-	10	AB1RRAL25	0.10 (2.7)
	10 poles	-	20	AB1RRAL210	0.19 (5.4)
6 Test plug (red)		-	50	AB1AT1	0.059 (1.7)
7 "Danger" live terminal covers		4	10	AB1AACS1JA	0.014 (0.4)
Fast acting fuse 250 V-UL, 5 x 20 mm	0.125 A	-	10	ABE7FU012	0.04 (1.13)
	0.5 A	-	10	ABE7FU050	0.04 (1.13)
	1 A	-	10	ABE7FU100	0.04 (1.13)
	2 A	-	10	ABE7FU200	0.04 (1.13)
	4 A	-	10	ABE7FU400	0.04 (1.13)
	6.3 A	-	10	ABE7FU630	0.04 (1.13)


8 Marking Accessories

See pages 79 and 80


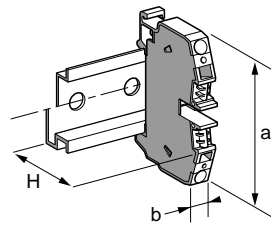
- (1) The voltage/current carrying capacity is determined by the component (fuse and/or diode) used.
 (2) Repetitive peak reverse voltage for diodes is 1000 V.
 (3) Fuses and diodes not included, except for AB1SV2.
 (4) See page 25 for holder characteristics.



IEC Sectional Terminal Blocks, Type AB1 Terminal Blocks Insulation Displacement Connector: 2 Tier Block

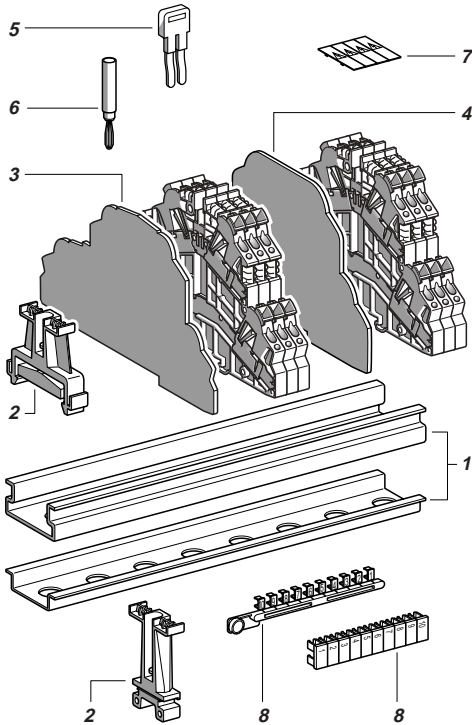
Mounts on 35 mm DIN3 track 

Nominal c.s.a. 1 mm²





0.20" (5 mm) wide

AB1AAET135UGR



1 Dimensions

Length	a	4.71" (119.7 mm)
Width	b	0.20" (5 mm)
Height with AM1ED 		3.13" (79.5 mm)
Height with AM1D 		2.83" (72 mm)




Cabling c.s.a. in mm²

Stranded wire without cable end	0.2 - 1
Stranded wire with cable end	—
Solid wire	0.2 - 1


Nominal Electrical Values (1)

IEC 60947-7-1	500 V / 6 kV / 3 - 13.5 A
UL-Data (gauge, V, A)	30 - 18 AWG, 600 V, 10 A
CSA-Data (gauge, V, A)	24 - 18 AWG, 600 V, 7 A





Approvals

 File E164359 CCN XCFR2,
 File 702070 Class 6228 01,
 KEMA

Terminal Blocks

		No. points	Sold in lots of	Catalog Number	Weight oz (g)
2 in, 2 out 	Grey	2/2	50	AB1AAET135UGR	1.01 (28.6)

Accessories

2 Plastic end clamps	Width 8 mm on  or 	—	100	AB1AB8P35	0.21 (5.9)
2 Metal end clamps	Width 8 mm on  or 	—	100	AB1AB8M35	0.50 (14.0)
3 End barriers	Grey (thickness 1.5 mm)	—	10	AB1AAAC124GR	0.36 (10.3)
4 Partition plate	Grey (thickness 1.5 mm)	—	10	AB1AAAS124GR	0.41 (11.5)
5 Insulated jumper comb	2 poles	—	10	AB1RRAL22	0.039 (1.1)
	3 poles	—	10	AB1RRAL23	0.056 (1.6)
	4 poles	—	10	AB1RRAL24	0.07 (2.1)
	5 poles	—	10	AB1RRAL25	0.10 (2.7)
	10 poles	—	20	AB1RRAL210	0.19 (5.4)
6 Test plug (red)		—	50	AB1AT1	0.059 (1.7)
7 "Danger" live terminal covers		—	10	AB1AACS1JA	0.014 (0.4)
8 Marking Accessories		See pages 79 and 80			

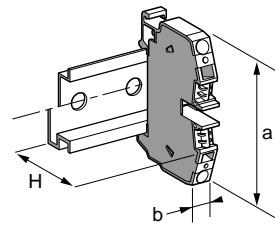
(1) The voltage/current carrying capacity is determined by the LED used (if any).



IEC Sectional Terminal Blocks, Type AB1 Terminal Blocks Insulation Displacement Connector: 2 Tier Block

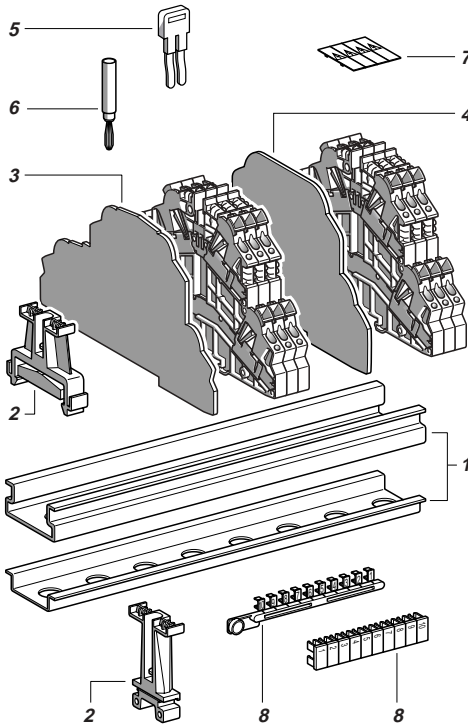
Mounts on 35 mm DIN3 track ± 0.5

Nominal c.s.a. 2.5 mm²



0.24" (6 mm) wide

AB1AAET235●●●



1 Dimensions

Length	a	4.71" (119.7 mm)
Width	b	0.24" (6 mm)
Height with AM1ED● ± 0.5		3.13" (79.5 mm)
Height with AM1D● ± 0.5		2.83" (72 mm)

Cabling c.s.a. in mm²

Stranded wire without cable end	1 - 2.5
Stranded wire with cable end	0.5 - 1.5
Solid wire	1 - 2.5

Nominal Electrical Values (1)

IEC 60947-7-1	500 V / 6 kV / 3 - 24 A
UL-Data (gauge, V, A)	18 - 14 AWG, 600 V, 10 A (2)
CSA-Data (gauge, V, A)	16 - 14 AWG, 600 V, 20 A (2)

Approvals

File E164359 CCN XCFR2,
File 702070 Class 6228 01,
KEMA

Terminal Blocks

		No. points	Sold in lots of	Catalog Number	Weight oz (g)
2 in, 2 out	Grey	2/2	50	AB1AAET235UGR	1.15 (32.5)
	Red	2/2	50	AB1AAET235URO	1.15 (32.5)
	Orange	2/2	50	AB1AAET235UGE	1.15 (32.5)
Red LED 24 V	Red	4	50	AB1AAET235UBRO	1.11 (31.5)
	Orange	4	50	AB1AAET235UBGE	1.11 (31.5)

Accessories

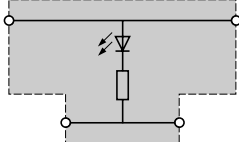
2 Plastic end clamps	Width 8 mm on ± 0.5 or ± 0.2	-	100	AB1AB8P35	0.21 (5.9)
2 Metal end clamps	Width 8 mm on ± 0.5 or ± 0.2	-	100	AB1AB8M35	0.50 (14.0)
3 End barriers	Grey (thickness 1.5 mm)	-	10	AB1AAAC124GR	0.36 (10.3)
4 Partition plate	Grey (thickness 1.5 mm)	-	10	AB1AAAS124GR	0.41 (11.5)
5 Insulated jumper comb	2 poles	-	10	AB1RRAL22	0.039 (1.1)
	3 poles	-	10	AB1RRAL23	0.056 (1.6)
	4 poles	-	10	AB1RRAL24	0.07 (2.1)
	5 poles	-	10	AB1RRAL25	0.10 (2.7)
	10 poles	-	20	AB1RRAL210	0.19 (5.4)
6 Test plug (red)		-	50	AB1AT1	0.059 (1.7)
7 "Danger" live terminal covers		4	10	AB1AACS1JA	0.014 (0.4)
8 Marking Accessories		See pages 79 and 80			

(1) The voltage/current carrying capacity is determined by the LED used (if any).

Wiring Schematics

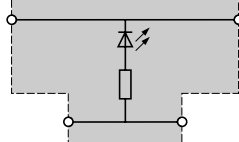
AB1ET235UBRO

(R= 2.2 k Ω , 0.35 W, 24 Vdc)



AB1ET235UBGE

(R= 2.2 k Ω , 0.35 W, 24 Vdc)



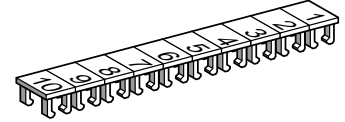
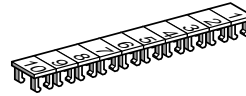
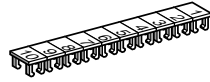
(2) UL/CSA pending for terminal blocks AB1AAET235UBRO and AB1AAET235UBGE.



IEC Sectional Terminal Blocks, Type AB1 Terminal Blocks Marking Accessories

Characteristics

Material	Nylon 6-6
Color	Black numbers on white background



5 mm width	6 mm width	8 mm width
Sold in lots of 25 identical strips	Sold in lots of 25 identical strips	Sold in lots of 25 identical strips
Unit weight: 0.02 oz. (0.6 g)	Unit weight: 0.02 oz. (0.7 g)	Unit weight: 0.02 oz. (0.7 g)

Marking	Catalog Number	Marking	Catalog Number	Marking	Catalog Number
Blank	AB1BV5	Blank	AB1BV6	Blank	AB1BV8
1 to 10	AB1B510	1 to 10	AB1B610	1 to 10	AB1B810
11 to 20	AB1B520	11 to 20	AB1B620	11 to 20	AB1B820
21 to 30	AB1B530	21 to 30	AB1B630	21 to 30	AB1B830
31 to 40	AB1B540	31 to 40	AB1B640	31 to 40	AB1B840
41 to 50	AB1B550	41 to 50	AB1B650	41 to 50	AB1B850
51 to 60	AB1B560	51 to 60	AB1B660	51 to 60	AB1B860
61 to 70	AB1B570	61 to 70	AB1B670	61 to 70	AB1B870
71 to 80	AB1B580	71 to 80	AB1B680	71 to 80	AB1B880
81 to 90	AB1B590	81 to 90	AB1B690	81 to 90	AB1B890
91 to 100	AB1B5100	91 to 100	AB1B6100	91 to 100	AB1B8100
101 to 110	AB1B5110	101 to 110	AB1B6110		
111 to 120	AB1B5120	111 to 120	AB1B6120		
121 to 130	AB1B5130	121 to 130	AB1B6130		
131 to 140	AB1B5140	131 to 140	AB1B6140		
141 to 150	AB1B5150	141 to 150	AB1B6150		
151 to 160	AB1B5160	151 to 160	AB1B6160		
161 to 170	AB1B5170	161 to 170	AB1B6170		
171 to 180	AB1B5180	171 to 180	AB1B6180		
181 to 190	AB1B5190	181 to 190	AB1B6190		
191 to 200	AB1B5200	191 to 200	AB1B6200		
201 to 210	AB1B5210				
211 to 220	AB1B5220	L1	AB1B6L1		
221 to 230	AB1B5230	L2	AB1B6L2		
231 to 240	AB1B5240	L3	AB1B6L3		
241 to 250	AB1B5250	+ Red	AB1BV6RP		
251 to 260	AB1B5260	- Blue	AB1BV6BM		

For terminal blocks with 5, 6 or 8 mm width:

The use of marker strips with the same width as the terminal block enables rapid marking in groups of 10.

For terminal blocks with 10 mm width and above:

5, 6 or 8 mm width markers can also be used by detaching the marker required and clipping it into the terminal block.

Note: Each side of the terminal block can be marked with a marker (1 to 3 figures).



IEC Sectional Terminal Blocks, Type AB1 Terminal Blocks

Marking Accessories

10 identical numbers (or symbols)		10 numbers 0 to 9		10 identical capital letters		10 identical capital letters (cont'd)	
Sold in lots of 25 identical strips		Sold in lots of 25 identical strips		Sold in lots of 25 identical strips		Sold in lots of 25 identical strips	
Unit weight: 0.07 oz. (2 g)		Unit weight: 0.07 oz. (2 g)		Unit weight: 0.07 oz. (2 g)		Unit weight: 0.07 oz. (2 g)	
Marking	Catalog Number	Marking	Catalog Number	Marking	Catalog Number	Marking	Catalog Number
Blank	AB1RV	0 to 9	AB1R11	A	AB1GA	N	AB1GN
1	AB1R1			B	AB1GB	O	AB1GO
2	AB1R2			C	AB1GC	P	AB1GP
3	AB1R3			D	AB1GD	Q	AB1GQ
4	AB1R4			E	AB1GE	R	AB1GR
5	AB1R5			F	AB1GF	S	AB1GS
6	AB1R6			G	AB1GG	T	AB1GT
7	AB1R7			H	AB1GH	U	AB1GU
8	AB1R8			I	AB1GI	V	AB1GV
9	AB1R9			J	AB1GJ	W	AB1GW
0	AB1R0			K	AB1GK	X	AB1GX
+	AB1R12			L	AB1GL	Y	AB1GY
-	AB1R13			M	AB1GM	Z	AB1GZ

Marking Components

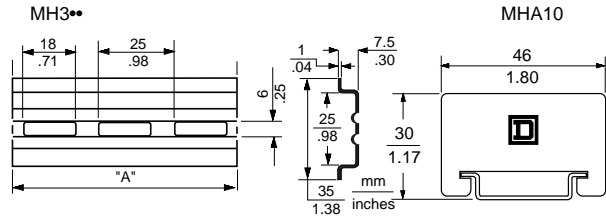
Holder for 6 markers		Blank clip-on marker		Clip-on marker with ground symbol (±)	
AB1SR6 Holds up to 6 AB1R or G markers		AB1SA1		AB1RT Black on a white background	
AB1SA2		AB1SA3			
Sold in lots of	200	Sold in lots of	500	Sold in lots of	500
Unit weight	0.02 oz (0.6 g)	Unit weight AB1SA1, SA2 AB1SA3	0.01 oz (0.3 g) 0.01 oz (0.4 g)	Unit weight	0.03 oz (1 g)
		Size AB1SA1 AB1SA2 AB1SA3	4.5 x 8.3 mm 4.5 x 14 mm 4.5 x 19 mm	Size	4.5 x 8.3 mm

Marker holder for screw mounting to any type of support		Adhesive marker holder, for mounting to any type of support	
AR1SB2		AR1SB3	
Sold in lots of	100	Sold in lots of	50
Unit weight	0.03 oz (1 g)	Unit weight	0.03 oz (1 g)
Size	20 x 20 mm	Size	20 x 10 mm

IEC Sectional Terminal Blocks, Type AB1 Terminal Blocks Mounting Track and End Clamps

Mounting Track		Catalog Number	
Description	Length	Class 9080 Type MH***	Std. ● Pack
Symmetrical rail 35 x 7.5mm (1.38 x .295") in compliance with EN50022 standard (DIN 46277-3)	Galvanized steel (no mounting holes)	0.08 m / 3"	9080MH203
		0.10 m / 4"	9080MH204
		0.13m / 5"	9080MH205
		0.15 m / 6"	9080MH206
		0.18 m / 7"	9080MH207
		0.20 m / 8"	9080MH208
		0.23 m / 9"	9080MH209
		0.25 m / 10"	9080MH210
		0.28 m / 11"	9080MH211
		0.30 m / 12"	9080MH212
	Galvanized steel, prepunched	0.33 m / 13"	9080MH213
		0.36 m / 14"	9080MH214
		0.38 m / 15"	9080MH215
		0.41 m / 16"	9080MH216
		0.43 m / 17"	9080MH217
		0.46 m / 18"	9080MH218
		0.50 m / 19.68"	9080MH220
		1 m / 39.37"	9080MH239
		2 m / 78.74"	9080MH279
		High rise track	Aluminum

● Orders must specify standard packages or multiples of that quantity



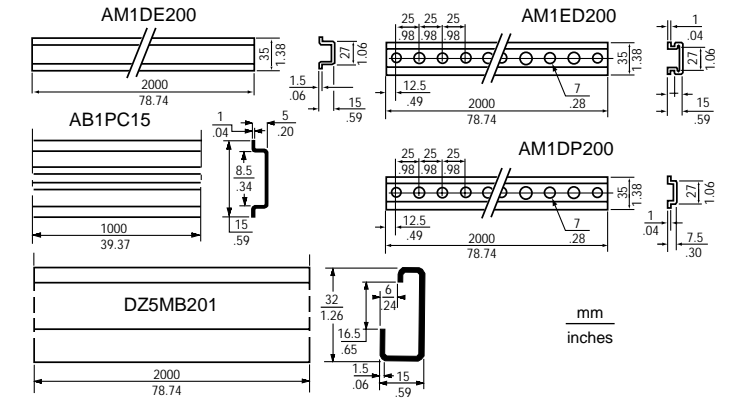
Angle bracket kit

For mounting 9080 GH or MH track to a panel at 45° angle. Includes 2 brackets and hardware for mounting the track to the brackets.		9080MH82	1
--	--	----------	---

End Clamps

Plastic end clamp for 35 mm DIN 3 track, 8 mm (0.31") wide		AB1AB8P35	100
Metal end clamp for 35 mm DIN 3 track, 8 mm (0.31") wide		AB1AB8M35	100
Polycarbonate end clamp for 35 mm DIN 3 track, 8 mm (0.31") wide		9080MHA10	50

Mounting Track		Catalog Number		Weight
Description	Length		Std. ● Pack	lb (kg)
DIN3 15 mm depth, 1 mm steel, zinc chromated	2 m / 78.74"	AM1ED200	10	2.9 (1.31)
 15 mm depth, 1.5 mm steel, zinc chromated	2 m / 78.74"	AM1DE200	10	2.0 (.90)
 7.5 mm depth, 1 mm steel, zinc chromated EN50022 & NF C63-015	2 m / 78.74"	AM1DP200	10	1.4 (.65)
DIN1 Asymmetrical 32 mm track 1.5 mm steel, zinc chromated EN50035 & NF C63-018	2 m / 78.74"	DZ5MB201	10	3.3 (1.50)
DIN2 Symmetrical 15 mm track EN50045	1 m / 39.37"	AB1PC15	10	0.3 (.14)




End Clamps

Plastic end clamp for 32 mm DIN 1 track, 7.5 mm (0.30") wide		AB1AB7P32	100
Metal end clamp for 32 mm DIN 1 track, 7.5 mm (0.30") wide		AB1AB10M32	100
Plastic end clamp for 15 mm DIN 2 track, 7.5 mm (0.30") wide		AB1AB715	100



IEC Sectional Terminal Blocks, Type AB1 Terminal Blocks Supplementary Protectors / One-Pole Thermal Magnetic Control Circuit Protectors

Single pole 9080GCB*** circuit protector blocks



- A- Thermal-magnetic circuit protector
- B- 14 stocked current ratings, from 0.1 to 15 A
- C- On-Off switch
- D- Visible trip indication
- E- Mounts on Class 9080 Type GH track and on 35 mm DIN3 mounting track.

9080GCB*** circuit protectors:
Have solderless box lugs.
Accept 1 #10 - 16 Cu AWG wire
Come with track adapter 9080GH64 for mounting on 9080GH track.
Remove this adapter for mounting on 9080MH2**, MH3**, and AM1 track.
Use mounting adapter 9080MH62 for the DZ5MB201 DIN1 track.

Track Adapter	Catalog Number
For mounting 9080 GCB circuit protectors on DZ5MB201 track or DIN1 track	9080MH62

Type GCB circuit protector application data

Technical data	
Maximum voltage rating	250Vac/65Vdc (GCB01 through 70) 125Vac/65Vdc (GCB100 and 150)
Maximum interrupting rating	200 A, but not exceeding 10,000% (100 x) rated current

Selection

To properly select a Class 9080 Type GCB circuit protector, follow steps 1-4.

1. Determine the inrush correction factor from Table A on right.
2. Determine the temperature correction factor from Table B on right.
3. Determine the sealed current of the load that is being protected.
4. Multiply the sealed current by the two correction factors and choose the closest circuit protector.

Example: Solenoid with sealed current of 0.75 A, an inrush ratio of 1:6, and in an ambient temperature of 85°F.
0.75 x 1.5 x 1.05 = 1.18
Choose the 1.2 A protector

Note: choosing a circuit protector with a value lower than the calculated value might cause nuisance tripping, while choosing the larger might provide a protector that will not properly protect the load.

Technical data

Dielectric strength	1500 Vac
Insulation resistance	100 MΩ
Weight	2.2 oz (62.4 g)
Terminals	Box lug type
Tightening torque	8-10 lb-in (0.91-1.1 N•m)
Approvals	File E152841 CCN QVNU2 File LR25490
Fingersafe per DIN 57470	Yes

Maximum Current (A) ■	Internal Resistance (Ω)	Maximum voltage	Catalog Number	
0.1	1.33	250Vac 65 Vdc	9080GCB01	
0.5	6.6		9080GCB05	
0.8	2.55		9080GCB08	
1.0	1.97		9080GCB10	
1.2	1.22		9080GCB12	
1.5	0.86		9080GCB15	
2.0	0.49		9080GCB20	
2.5	0.31		9080GCB25	
3.0	0.20		9080GCB30	
4.0	0.10		9080GCB40	
5.0	0.08		9080GCB50	
7.0	0.03		9080GCB70	
10.0	< 0.02		125Vac 65 Vdc	9080GCB100
15.0				9080GCB150

■ These maximum current values assume the use of insulated copper conductors with 75°C temperature rating, and are calculated based on NEC Article 310, Table 310-16. In most cases this value is the maximum ampacity of that wire or combination of wires (as listed in the above table) which has the greatest current carrying capacity. The actual allowable current for a particular application is dependent upon the number, size, insulation class, and other characteristics of the wires used.

Table A: Inrush ratio correction

Note: For resistive loads, use an inrush correction factor of 1.0.

Inrush ratio	1:1 to 1:4	1:5	1:6	1:7	1:8
Correction factor	1.3	1.4	1.5	1.6	1.7

Table B: Ambient temperature correction

Ambient temperature	°F	70	100	120	140	160	180	200
	°C	21.1	37.8	48.9	60	71.1	82.2	93.3
Correction factor		1.0	1.1	1.2	1.3	1.4	1.5	1.6

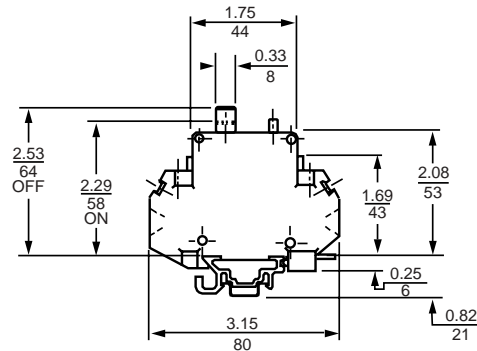
Tripping time

Tripping time of the circuit protector is determined from Table C below. Divide the circuit protector value by the temperature correction factor from Table B above to determine actual rated current referenced in Table C.

Table C: Tripping times in seconds @ 70°F (21.1°C)

Percent rated current	100%	200%	300%	400%	500%	600%	1000%	2000% & greater
Trip time (seconds)	no trip	10-40	38	1.5-9	.8-6	.003-4	.003-2	.02 max.

Note: When several protectors are channel mounted adjacent to each other, the "no trip" current will be 80% of rated current at 70°F (21.1°C).



IEC Sectional Terminal Blocks, Type AB1 Terminal Blocks Supplementary Protectors / One-Pole Thermal Magnetic Control Circuit Protectors



GB2CB06

Specifications																			
Conformity to standards	UL File # E164873 CCN QVNU2 tested per UL standard 1077 supplemental protectors CSA Class 3215 01 IEC 157-1 VDE 0660																		
Protective treatment	Tropical climate finish																		
Enclosure rating	IP 201 conforming to IEC 144 finger safe terminals																		
Ambient temperature	-4 to 140°F (-20 to 60°C) mounted in open air																		
Operating position	± 30° from the vertical plane																		
Technical characteristics																			
Rated insulation voltage	300 Vac max																		
Thermal ratings	0.5A, 1A, 2A, 3A, 4A, 5A, 6A, 8A, 10A, 12A, 16A, 20A																		
Average ambient temperature (°C) (°F)	Rating selection according to average ambient temperature <table border="1" style="width: 100%; text-align: center;"> <tr> <td>-20</td><td>-10</td><td>0</td><td>+10</td><td>+20</td><td>+30</td><td>+40</td><td>+50</td><td>+60</td> </tr> <tr> <td>-4</td><td>+14</td><td>+32</td><td>+50</td><td>+68</td><td>+86</td><td>+104</td><td>+122</td><td>+140</td> </tr> </table>	-20	-10	0	+10	+20	+30	+40	+50	+60	-4	+14	+32	+50	+68	+86	+104	+122	+140
-20	-10	0	+10	+20	+30	+40	+50	+60											
-4	+14	+32	+50	+68	+86	+104	+122	+140											
Correction factor	<table border="1" style="width: 100%; text-align: center;"> <tr> <td>1.2</td><td>1.15</td><td>1.1</td><td>1.05</td><td>1.0</td><td>.95</td><td>.90</td><td>.85</td><td>.80</td> </tr> </table>	1.2	1.15	1.1	1.05	1.0	.95	.90	.85	.80									
1.2	1.15	1.1	1.05	1.0	.95	.90	.85	.80											
Breaking capacity	1.5 kA/220V conforming to IEC 157-1 (P1)																		
Operating current of magnetic trips	GB2CB 12 to 16 times thermal rating GB2CD 12 to 16 times thermal rating GB2DB 12 to 16 times thermal rating GB2CS 5 to 7 times thermal rating																		
Mechanical life	8,000 operations																		
Maximum wire sizes	<table border="1" style="width: 100%; text-align: center;"> <tr> <td>Number of conductors</td><td>1</td><td>2</td> </tr> <tr> <td>(flexible)</td><td>4mm² (12AWG)</td><td>1 to 2.5mm² (16AWG)</td> </tr> </table>	Number of conductors	1	2	(flexible)	4mm ² (12AWG)	1 to 2.5mm ² (16AWG)												
Number of conductors	1	2																	
(flexible)	4mm ² (12AWG)	1 to 2.5mm ² (16AWG)																	
Recommended tightening torque	11 lb-in (1.2 N*m)																		
Mounting	35 mm DIN 3 or DIN 1																		
Markings	Use AB1R and AB1G markers on Page 80																		

One-Pole Thermal Magnetic Control Circuit Protectors	Thermal Rating (A)	Catalog Number	Standard Pack ■
	0.5	GB2CB05	6
	1	GB2CB06	
	2	GB2CB07	
	3	GB2CB08	
	4	GB2CB09	
	5	GB2CB10	
	6	GB2CB12	
	8	GB2CB14	
	10	GB2CB16	
	12	GB2CB20	
	16	GB2CB21	
20	GB2CB22		

Two-Pole Thermal Magnetic Control Circuit Protectors	Thermal Rating (A)	Catalog Number	Standard Pack ■
	0.5	GB2CD05	6
	1	GB2CD06	
	2	GB2CD07	
	3	GB2CD08	
	4	GB2CD09	
	5	GB2CD10	
	6	GB2CD12	
	8	GB2CD14	
	10	GB2CD16	
	12	GB2CD20	
	16	GB2CD21	
20	GB2CD22		

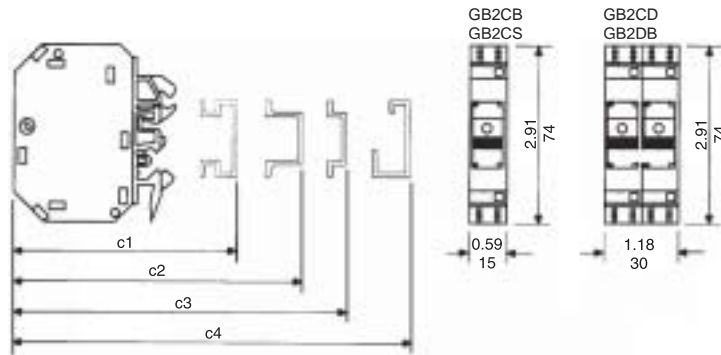
■ Must order in multiples of standard pack.
For markers, see page 79 and 80.



IEC Sectional Terminal Blocks, Type AB1 Terminal Blocks Circuit Protectors -- Approximate Dimensions

Two-Pole Thermal Magnetic Control Circuit Protectors	Thermal Rating (A)	Catalog Number	Standard Pack ■
	0.5	GB2DB05	3
	1	GB2DB06	
	2	GB2DB07	
	3	GB2DB08	
	4	GB2DB09	
	5	GB2DB10	
	6	GB2DB12	
	8	GB2DB14	
	10	GB2DB16	
	12	GB2DB20	
	16	GB2DB21	
	20	GB2DB22	

One-Pole Thermal Magnetic Control Circuit Protectors	Thermal Rating (A)	Catalog Number	Standard Pack ■
	0.5	GB2CS05	6
	1	GB2CS06	



	c1	c2	c3	c4
GB2CB	3.23" (82 mm)	3.23" (82 mm)	2.95" (75 mm)	3.11" (79 mm)
GB2CD	3.23" (82 mm)	3.23" (82 mm)	2.95" (75 mm)	3.11" (79 mm)
GB2CS	3.23" (82 mm)	3.23" (82 mm)	2.95" (75 mm)	3.11" (79 mm)
GB2DB	3.35" (85 mm)	3.35" (85 mm)	3.07" (78 mm)	3.23" (82 mm)

IEC Sectional Terminal Blocks, Type AB1 Terminal Blocks Wiring for 3-Wire Proximity Sensors and Photoelectric Detectors

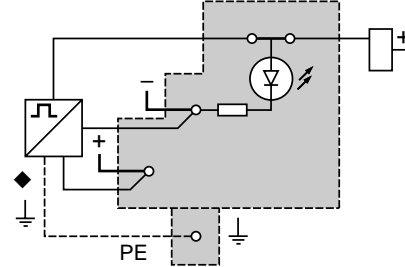
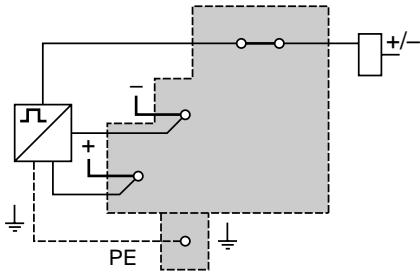
Wiring of terminal block for proximity sensor

Catalog Number

Catalog Number

AB1DDP235U, AB1DDP235T

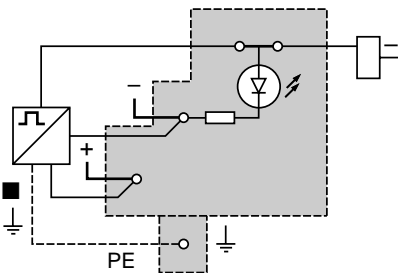
AB1DDP235ULM, AB1DDP235TLM



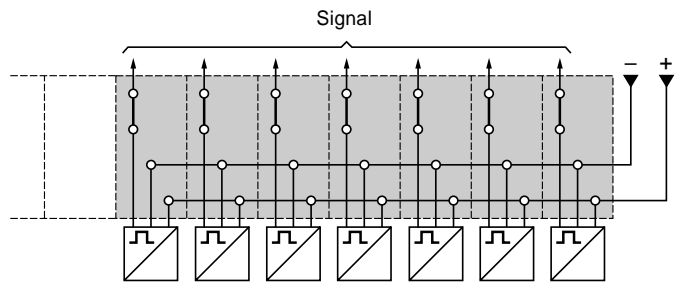
◆ PNP type sensor

AB1DDP235ULP, AB1DDP235TLP

Wiring multiple sensors



■ NPN type sensor



IEC Sectional Terminal Blocks, Type AB1 Terminal Blocks

Notes

**IEC Sectional Terminal Blocks, Type AB1 Terminal Blocks
Notes**



Square D Company
8001 Highway 64 East
Knightdale, NC 27545
1-888-SquareD
(1-888-778-2733)
www.SquareD.com

Schneider Canada Inc.
19 Waterman Avenue,
M4B 1 Y2
Toronto, Ontario
1-800-565-6699
www.schneider-electric.ca

Catalog No. 9080CT9901R5/02 July 2002 © 1999–2002 Schneider Electric All Rights Reserved
Replaces 9080CT9901 dated 10/99.